

RANDOLPH-MACON

2019-2020 Women's Basketball Notes

2019-20 Women's Basketball Schedule

November

9	William Peace^	L 73-63
15	Pfeiffer\$	W 80-38
16	#19 Oglethorpe\$	L 73-53
19	at Washington and Lee*	L 84-53
26	at Roanoke*	L 69-68

December

3	Eastern Mennonite*	W 96-50
5	Mary Washington*	L 55-50
7	at Christopher Newport	L 95-87 (OT)

January

2	Lynchburg*	W 75-53
4	at Hollins*	W 61-51
8	at Bridgewater*	L 69-61
11	Guilford*	W 63-59
15	at Randolph*	W 54-48
18	Roanoke*&	L 77-69
21	at Eastern Mennonite*	W 89-56
25	Hollins*	W 73-58
28	Virginia Wesleyan*	W 66-48

February

1	at Emory & Henry*	L 72-67
4	at St. Mary's (Md.)	W 70-54
8	Washington and Lee*	W 71-56
11	Randolph*	W 55-45
15	at Ferrum*	W 74-56
18	Shenandoah*%	W 73-51
22	at Lynchburg*	W 79-71
27	Shenandoah (Quarterfinals)	W 75-48
29	Emory & Henry (Semifinals)	W 72-68

March

1	Guilford (Final)	W 68-50
6	Transylvania	6:00 PM
7	NCAA Rd. 2	5:00 PM

*ODAC Game

^R-MC Tip-Off Classic

\$Comfort Suites Classic (Emory, Va.)

&Back To The Hive

%Senior Day

Home Game

Away Game

Neutral Site Game

NCAA

Tournament

March 7-8, 2020
Lexington, Kentucky
Beck Center @ Transylvania

#BackTheJackets
#ThinkYellowJackets
@rmcwbb
@R_MCAthletics (T)/@rmcathletics (I)

Conference..... Old Dominion Athletic
2018 Record..... 18-9 (12-6 ODAC)
Head Coach..... Carroll LaHaye
Season at R-MC..... 38
Record at R-MC..... 646-375
Overall Season 38
Overall Record 646-375



Randolph-Macon Yellow Jackets
18-9, 13-5 ODAC

Sports Information

Women's Basketball Contact:
Taylor Mickelberry
Assistant Director of Athletic Comm.
C: 540-672-8451
O: 804-752-3278
TaylorMickelberry@rmc.edu

Senior Kelly Williams, the ODAC Player of the Year, had her 20th double-double of the season with 22 points and 15 rebounds as the fourth-seeded Randolph-Macon women's basketball team defeated seventh-seeded Guilford 68-50 in the finals of the 2020 ODAC Championship. In the first quarter and following a jumper by the Quakers, Williams has two buckets and a pair of free throws to spark a 10-0 run as the Yellow Jackets took a 13-2 lead midway through the first quarter -- a lead they would not relinquish. GC would hit two treys, including a long one with the shot clock running down, to make it 18-12 after one. R-MC took a 28-16 lead midway through the second quarter. GC used a 14-7 spurt to pull within five before a follow at the buzzer by Williams gave the Yellow Jackets a 37-30 lead at intermission. Williams had a first-half double-double with 12 points and 10 rebounds. The Yellow Jackets started the second half on an 11-0 run, with three Michal Ross layups, a Becca Arrington trey and a bucket in the paint by Williams, as R-MC took its largest lead at 48-30 midway through the third quarter. The Yellow Jacket defense held GC scoreless for the first 5:35 of the third period. In the fourth quarter, a layup by Arrington gave the Yellow Jackets a lead of two dozen at 68-44 with 1:45 remaining. GC would have the final six points to make the final 68-50. R-MC is 10-3 all-time in ODAC Championship games, all under head coach Carroll LaHaye. R-MC won titles in 1996, 2003, 2005, 2006, 2007, 2009, 2011, 2014, 2018 and 2020. The Yellow Jackets have won the crown in their past eight appearances in the championship game. Williams has scored in double figures in 24 straight games and had tallied 20 points in seven of the past eight contests. Ross has scored in double figures in eight straight contests and in 21 total this season.

Last Time Out

Randolph-Macon enters the 2020 NCAA Tournament with nine straight wins. The Yellow Jackets haven't lost since February 1 at Emory & Henry in a 72-67 decision in Emory, Va. R-MC was able to win the rematch in the semifinals of the ODAC Tournament 72-68 to head to the finals, where an 18-point victory ensured R-MC's 10th ODAC title.

NCAA Tournament Preview

Now the Yellow Jackets turn their eyes to the next prize -- one they have never attained -- a National Championship. The Yellow Jackets got close in 2005, ending as the National Runner Up in a 20 point loss to Milikin in the finals. Since then, R-MC has put several teams in the Championship, but none have been able to advance past the Elite Eight and none in the last ten years have made it out of the first weekend. The Yellow Jackets anticipate 2020 being different though -- a strong corps of seniors, including a potential All-American in Kelly Williams and two All-ODAC selections in Michal Ross and Charlotte Woods all await the tournament field, which begins in Lexington, Kentucky with the ninth-ranked team in the nation. Should R-MC advance out of the first day, a familiar foe would await them. R-MC has games against Oglethorpe and William Peace on this year's resume, though both were losses. Still, Randolph-Macon appears to be streaking at the right time -- and just needs six more to get that long-sought goal.

Projected Starters

4 Becca Arrington, G				33 Michal Ross, F				15 Charlotte Woods, F			
PPG	RPG	APG	SPG	PPG	RPG	APG	SPG	PPG	RPG	APG	SPG
9.9	3.6	2.2	1.3	14.0	5.0	1.7	2.0	8.2	7.1	1.0	2.4
34 Cheridan Hatfield, G				50 Kelly Williams, C				Key Reserves			
PPG	RPG	APG	SPG	PPG	RPG	BPG	APG	10 Haley Pasqualone 21 Aimee DeBell			
6.5	3.6	3.9	2.0	17.3	11.7	2.5	1.9	PPG	RPG	PPG	RPG
								2.1	1.4	5.8	3.8



2019-20 Numerical Roster

No.	Name	Pos.	Cl.	Ht.	Hometown/High School
2	Peyton Humphreys	G/F	So.	5-8	Lexington, Ky. / Paul Laurence Dunbar
4	Becca Arrington	G	Jr.	5-8	Amelia, Va. / Amelia Academy
10	Haley Pasqualone	G	Fr.	5-8	Purcellville, Va./Loudoun Valley
12	Janelle De Guzman	G	So.	5-6	Raleigh, N.C. / St. Thomas More Academy
13	Devan Conrad	G/F	Fr.	5-7	Parkville, Md./St. Paul's School For Girls
15	Charlotte Woods	F	Sr.	5-10	Richmond, Va. / Trinity
21	Aimee DeBell	G/F	So.	5-11	Studley, Va. / Saint Gertrude
22	Kylee Maiolo	G	So.	5-4	Midlothian, Va./Powhatan
25	Elise Knobloch	G	Jr.	5-8	Glenville, Pa. / Delone Catholic
31	Kennedy Cornick	F	Fr.	6-1	New Windsor, Md./Francis Scott Key
33	Michal Ross	G/F	Sr.	5-10	Glen Allen, Va. / Glen Allen
34	Cheridan Hatfield	G	So.	5-4	Fishersville, Va. / Wilson Memorial
50	Kelly Williams	C	Sr.	6-3	Garysburg, N.C. / Halifax Academy

2019-20 Alphabetical Roster

No.	Name	Pos.	Cl.	Ht.	Hometown/High School
4	Becca Arrington	G	Jr.	5-8	Amelia, Va. / Amelia Academy
13	Devan Conrad	G/F	Fr.	5-7	Parkville, Md./St. Paul's School For Girls
31	Kennedy Cornick	F	Fr.	6-1	New Windsor, Md./Francis Scott Key
21	Aimee DeBell	G/F	So.	5-11	Studley, Va. / Saint Gertrude
12	Janelle De Guzman	G	So.	5-6	Raleigh, N.C. / St. Thomas More Academy
34	Cheridan Hatfield	G	So.	5-4	Fishersville, Va. / Wilson Memorial
2	Peyton Humphreys	G/F	So.	5-8	Lexington, Ky. / Paul Laurence Dunbar
22	Kylee Maiolo	G	So.	5-4	Midlothian, Va./Powhatan
25	Elise Knobloch	G	Jr.	5-8	Glenville, Pa. / Delone Catholic
10	Haley Pasqualone	G	Fr.	5-8	Purcellville, Va./Loudoun Valley
33	Michal Ross	G/F	Sr.	5-10	Glen Allen, Va. / Glen Allen
50	Kelly Williams	C	Sr.	6-3	Garysburg, N.C. / Halifax Academy
15	Charlotte Woods	F	Sr.	5-10	Richmond, Va. / Trinity

Head Coach: Carroll LaHaye (38th Season)

Assistant Coaches: Hannah Livermon, Dwight Watson, Jr.

Athletic Trainer: Jennifer Payne

Managers: Elicia Wells, Mackenzie Dingus, Lilly Phipps

Pronunciation Guide

10	pass-KWAH-lone	25	KNOW-block
13	DEV-an	33	Michael
22	MY-low	34	SHARE-it-an

Roster by

Position

Guards (8)

Arrington, Conrad, De Guzman, Hatfield, Humphreys, Maiolo, Knobloch, Pasqualone

Forwards (5)

Cornick, DeBell, Ross, Williams, Woods

Class

Senior (3)

Ross, Woods, Williams

Junior (2)

Arrington, Knobloch

Sophomore (5)

DeBell, De Guzman, Hatfield, Humphreys, Maiolo

Freshmen (3)

Conrad, Cornick, Pasqualone

State

Virginia (7)

Arrington, DeBell, Hatfield, Maiolo, Pasqualone, Ross, Woods

Maryland (2)

Conrad, Cornick

North Carolina (2)

De Guzman, Williams

Pennsylvania (1)

Knobloch

Kentucky (1)

Humphreys

Height

5-4 (2)..... Hatfield, Maiolo
 5-6 (1)..... De Guzman
 5-7 (1)..... Conrad
 5-8 (4)..... Arrington, Humphreys, Knobloch, Pasqualone
 5-10 (1)..... Ross, Woods
 5-11 (1)..... DeBell
 6-1 (1)..... Cornick
 6-3 (1)..... Williams

News and Notes

NCAA Tournament Recent History

The Yellow Jackets are appearing in the NCAA Tournament for the 13th time overall in 2020. R-MC last appeared in the 2018 edition of the NCAA Tournament after winning the ODAC title that year as well. This year, R-MC is away from home however. The Yellow Jackets have hosted NCAA Tournament games more than they have played away or at a neutral site. R-MC has played 14 previous NCAA Tournament games at home: In 1996, 1998, 2005, 2006, 2007 and 2018. That's compared to seven away or at a neutral site. The team began its run in the tournament ever, a national runner-up finish, at home in 2005. That year and the year following, 2006, were the only two years that R-MC advanced out of its home regional. R-MC went 1-1 in 2018, the last time it was in the Tournament.

ODAC Champions

Randolph-Macon are the 2020 ODAC Champions. It's the 10th ODAC Championship for the Yellow Jackets, which have all come under Head Coach Carroll LaHaye. In fact, LaHaye has been the only coach in the ODAC era as the Yellow Jackets joined the league in 1989-1990. The first title came a few years later in 1996 and R-MC was a powerhouse basketball program in the mid-2000's. The Yellow Jackets have returned to that form here in the mid-to-late 2010's with ODAC titles in 2014, 2018 and 2020. R-MC's ten ODAC Championships is second most in the conference to Roanoke's 13, though R-MC has had more over the past 20 years than any other team in the conference.

ODAC Tournament Standouts

Randolph-Macon senior Kelly Williams was named the Old Dominion Athletic Conference Most Outstanding Player for the ODAC Tournament. She was joined by teammates Cheridan Hatfield and Michal Ross. Williams had 63 points in three games (21.0 Avg.) and also pulled in 39 rebounds (13 Avg.) across the two ODAC tournament games. Ross had 59 points (19.6 Avg.) and pulled in 17 rebounds (5.6 Avg.) as well as nine steals. Hatfield had seven steals and 10 assists across the three games in the Tournament.

All-ODAC Honors

Randolph-Macon seniors Kelly Williams (Garysburg, N.C. / Halifax Academy), Michal Ross (Glen Allen, Va. / Glen Allen) and Charlotte Woods (Richmond, Va. / Trinity) earned All-ODAC recognition in their final seasons, it was announced last Wednesday. Williams also took home two of the conference's four major awards for student-athletes. Williams was named the ODAC Player of the Year for the second time in her career and also earned the top recognition in the classroom as the Farm Bureau Insurance/ODAC Scholar-Athlete of the Year. She earned All-ODAC First Team honors while Ross took home a Second Team recognition and Woods landed on the Third Team. Williams will graduate R-MC with multiple program and conference records. She earns her second Player of the Year nod after winning the same award in 2017-2018 and the Rookie of the Year recognition in 2016-2017. Ross earns her second All-Conference honor as a Second Team selection. Woods earns her third-straight All-Conference honor for 2019-2020, after being honored as a Third Team member as a sophomore and a Second Team member last season.

Williams Named USBWA Player of the Week

The United States Basketball Writers Association has selected senior Kelly Williams as its National Division III Women's Basketball Player of the Week for the week of March 2. On the court, Williams collected 63 points and grabbed 39 rebounds across three contests in the ODAC Tournament. Fourth-seeded R-MC defeated fifth-seeded Shenandoah 75-48 in the quarterfinals, ousted top seed Emory & Henry in the semifinals 72-68 and downed seventh-seeded Guilford 68-50 for the ODAC title on Sunday. Williams also earned three ODAC Player of the Week nods this season to total 17 for her career, which set a new precedent for R-MC Player of the Week honors. Williams was honored four times by the USBWA as a sophomore, setting a new record for most honors in a single season by a single player by the national organization. That record remains in place today. Along with a selection as a freshman, Williams has been honored by the USBWA six times across her career.

News and Notes

Williams Selected As Jostens Trophy Finalist

Randolph-Macon senior Kelly Williams (Garysburg, N.C./Halifax Academy) has been selected from across the country as one of ten Division III Women's Basketball finalists for the Jostens Trophy. The Jostens Trophy is awarded to the outstanding NCAA Division III men's and women's basketball players who excel on the court, in the classroom, and in the community. Williams is a leader amongst her peers for her excellent work in all three phases of student-athlete life: on the court, in the classroom and in the community. On the court, Williams was selected as the Old Dominion Athletic Conference Player of Year as well as the ODAC Tournament MVP. She led the conference in scoring and rebounding this season and ranks third in the nation for total double-doubles with 20. Williams is the ODAC's top career rebounder and is second in R-MC program history for scoring. In the classroom, Williams is an accounting and computer science double major. She has been on the Dean's List each semester and received the prestigious Douglas W. Foard Freshman and C. Lyndon Harrell sophomore awards from national honor society Phi Beta Kappa. She is a three-time Academic All-ODAC selectee and was named an Academic All-American and All-District team member by CoSIDA as a sophomore and an Academic All-District team member for this year. In the community, Williams is a statistics tutor and a peer academic coach for the Higgins Academic Center at Randolph-Macon and also mentors at a local elementary school. A Randolph-Macon Yellow Jacket has won the award before. Megan Silva (Schultz) earned the honor in her senior season in 2006. Silva maintains the ODAC and school record for most points in a career as well as for assists and steals. The Jostens Trophy is a national award created by the Rotary Club of Salem to honor the most outstanding men's and women's NCAA Division III basketball players of the year.

LaHaye's Winning Legacy

Head Coach Carroll LaHaye now has 646 wins across her 38-year career. All of her wins have come at Randolph-Macon and R-MC is the only place LaHaye has been a head coach on the collegiate level. LaHaye is recognized across the sport as a leader in Division III for her success on the court. She has the sixth-most wins of any active Division III coach, entering the season with 628 victories and is the 14th-ranked winningest coach of all-time in Division III at the beginning of 2019-2020. Across all of NCAA Women's Basketball, LaHaye ranks 27th all-time for most wins by a head coach. Only eight coaches are ahead of LaHaye across all divisions of NCAA Women's Basketball for most seasons with a single team, with her 38 seasons at R-MC tying LaHaye with legendary head coach Pat Summitt at Tennessee as well as Robin Selvig of Montana. LaHaye became the winningest coach in Old Dominion Athletic Conference history in 2018-2019 as she surpassed Roanoke's Susan Dunagan, who coached the Maroons to 612 victories.

Rebounding Prowess

Randolph-Macon Women's Basketball programs have always been known for good rebounding, with the 2019-2020 unit being no exception. The Yellow Jackets are 23rd in the country for rebounds per game (45.93) and 17th for rebounding margin (+10.1). Individually, Kelly Williams ranks 19th in the nation and first in the ODAC for rebounds-per-game at 11.7. Charlotte Woods is not far behind at 7th in the conference for rebounding at 7.5-per-game (coming into the ODAC Tournament)

Free Throw Leader

Senior Kelly Williams goes to the free throw line more than any other player in the conference. Coming into the ODAC Tournament, Williams had tried 152 free throw attempts to date, which is 17 more than Bridgewater's Madison Baum. The Yellow Jackets as a whole had tried 516 free throws, which was third in the ODAC. Following the tourney, R-MC ranks 22nd in the nation with 579 free throw attempts, with Williams trying 177 of them.

Block Party

The Yellow Jackets are one of the best teams in the nation for blocks-per-game. R-MC checks in with nearly 5.1 blocks-per-contest, which leads the ODAC and is 26th in the country. Individually, two Yellow Jackets are in the Top 15 in the Old Dominion Athletic Conference for blocks. Senior Kelly Williams was second in the ODAC with 2.5 blocks/game, while senior Charlotte Woods ranked 11th with 0.9 blocks/game. Nationally, Williams ranks 31st for blocks-per-game

News and Notes

Top Scoring Team

Randolph-Macon is one of the top scoring teams in the ODAC. R-MC scores about 68.8 points-per-game, which is fourth-most in the conference. That's more than five points better than the next highest-scoring teams, Hollins, with 63.5 points-per-game. R-MC's team scoring is about a hundredth-point ahead where last year's team finished at 68.7, which was also fourth in the conference. R-MC's last ODAC Championship team in 2017-18 led the conference in points-per-game with 71.7.

Stolen Dreams of Foes

The Yellow Jackets have three players in the Top 10 in the conference for steals-per-game. Senior Charlotte Woods leads the team with 2.4 steals-per-game, which was third in the ODAC. That's just 0.2 steals-per-game behind the leader, Bridgewater's Madison Baum. Behind Woods is sophomore Cheridan Hatfield and Michal Ross in seventh in the ODAC with 2.0 steals-per-game each..

Double-Double is No Trouble

Senior Kelly Williams ranks third in the country in Division III Women's Basketball for double-doubles this season. She's got a total of 20 thus far. The last time Williams didn't have a double-double was on Tuesday, Feb. 18 against Shenandoah -- but before that, she went nearly a month since Jan. 21 against Eastern Mennonite. In each game over that month, she's scored at least 16 points and at least 11 rebounds.

Assisting Excellence

Randolph-Macon was second in the ODAC in assists-per-game heading into the ODAC Tournament. The Yellow Jackets average 15.4 APG. Sophomore Cheridan Hatfield ranks sixth in the conference at 4.0 APG. R-MC had been quickly climbing to be the second-best assisting team in the conference, after starting the season in the Top 5. Nationally, R-MC ranks 75th in the country for assists per game. In assists-to-turnover ratio, freshman Haley Pasqualone ranks second at 1.8 and Hatfield checks in at fifth at 1.5, which also registers nationally at 79th. Pasqualone does not register nationally because of minimums.

Potential Weak Point

If there's a potential weak point for the Yellow Jackets -- it's at the charity stripe. R-MC has attempted 579 free throws -- 22nd most in Division III and second most in the ODAC. But the Yellow Jackets' free throw percentage was 8th in the conference and 270th in the nation at 65.6. But R-MC had bettered since the final stats of 2018-2019 when the Yellow Jackets were 10th in the conference at 65%. And in 2017-2018 amidst its championship run, R-MC shot 60.7% from the stripe.

Shooting Stars

Heading into the ODAC Tournament, both Kelly Williams and Michal Ross ranked in the Top 5 in the conference for field goal percentage. Williams ranks second shooting 51%, while Ross is close behind at nearly 45%. Williams registers in the Top 40 nationally as well.

Familiar Foes

The Yellow Jackets have the potential to face some familiar foes in the second round of this year's Tournament. R-MC played William Peace and Oglethorpe for the first time this season. R-MC opened the season with William Peace in the R-MC Tip-Off Classic on Nov. 9 in Ashland. R-MC went on to face Oglethorpe at the Comfort Suites Classic hosted by Emory & Henry on Nov. 16. Both were losses for the Yellow Jackets in what is believed to be the first meetings between the three teams in program histories.

News and Notes

Unfamiliar Territory

The Yellow Jackets were in unfamiliar territory having gone 1-4 in the month of November. R-MC had not lost more than one game over the same stretch since 2012, when R-MC started 0-5. R-MC had not lost more than two games in November since 2015 when the Yellow Jackets fell to Marymount and Wesleyan. Even then R-MC had a positive November going 4-2.

Program Blocks Leader

Senior Kelly Williams recently became the all-time blocks leader for career blocks in Randolph-Macon Women's Basketball history. The Garysburg, N.C. native made five blocks against Guilford on Saturday, Jan. 11, giving her the title. She surpassed Emily Crider, who played from 2001-2005.

New ODAC/R-MC Rebounding Record

After rehabbing an injury suffered in December of last year, Yellow Jackets senior Kelly Williams made her first game of the season count. In that December 2018 contest against Wartburg, Williams tied the ODAC and R-MC record for rebounds in a career, standing at 1,060 at the time of the injury. That's held for a year as Williams worked her way back to game-readiness and tallied her first rebound of the year and thus the record-breaker on Friday, Nov. 15. It came with 5:02 remaining in the 2nd quarter against Pfeiffer in the Comfort Suites Classic in Emory, Va on a defensive board. The record was previously held by Yellow Jacket Katie Anderson, who played from 2012-2016.

Ross Reigns Early

Senior Michal Ross has reigned over much of the early pieces to the schedule. Through the first three games, she led the ODAC, averaging 17 points/game, all coming off the bench

Against The Field

Team	Record	Last Meeting
Transylvania	0-0	No Record Of Meeting
William Peace	0-1	Sat. Nov. 9, 2019, L 73-63
Oglethorpe	0-1	Sat. Nov. 16, 2019, L 73-53

2019-20 Honor Roll

Date	Player	Award	Organization
11/05/2019	Kelly Williams	Preseason All-American	D3Hoops.com
01/06/2020	Kelly Williams	Player of the Week	ODAC
02/10/2020	Kelly Williams	Player of the Week	ODAC
02/18/2020	Kelly Williams	Team of the Week	D3hoops.com
02/24/2020	Kelly Williams	Player of the Week	ODAC
02/26/2020	Kelly Williams	Player of the Year	ODAC
02/26/2020	Kelly Williams	Scholar-Athlete of the Year	ODAC
02/26/2020	Kelly Williams	All-ODAC First Team	ODAC
02/26/2020	Michal Ross	All-ODAC Second Team	ODAC
02/26/2020	Charlotte Woods	All-ODAC Third Team	ODAC
03/01/2020	Cheridan Hatfield	All-ODAC Tournament Team	ODAC
03/01/2020	Michal Ross	All-ODAC Tournament Team	ODAC
03/01/2020	Kelly Williams	ODAC Tournament Most Outstanding Player	ODAC
03/03/2020	Kelly Williams	Jostens Award Finalist	Salem Rotary
03/03/2020	Kelly Williams	National Player of the Week	USBWA

Career Record Watch

Statistic	Current Player			Next Player				Statistic Leader		
	Player	Rank	Total	Player	Rank	Total	Years	Player	Total	Years
Season Points	Kelly Williams	N/R	450	Sarah Parsons	10	489	2013-2014	Kelly Williams	736	2017-2018
Season Rebounds	Kelly Williams	6	305	Karen Eye	7	306	1995-1996	Kelly Williams	527	2017-2018
Season Assists	Cheridan Hatfield	N/R	106	Aimee Beightol	10	128	1998-1999	Megan Silva	189	2005-2006
Season Steals	Charlotte Woods	N/R	62	Holly Cope	10	86	1984-1985	Megan Silva	122	2002-2003
Season Blocks	Kelly Williams	6	65	Lindsey Riesbeck	5	66	2001-2005	Kelly Williams	118	2017-2018
Career Points	Kelly Williams	2	1,915	Megan Silva	1	2,371	2002-2006	Megan Silva	2,371*	2002-2006
Career Rebounds	Kelly Williams	1	1,365	Katie Anderson	^2	1,060	2012-2016	Kelly Williams	1,326*	2016-Pres.
Career Assists	Kelly Williams	N/R	179	Aimee Beightol	10	295	1995-1999	Megan Silva	700*	2002-2006
Career Steals	Charlotte Woods	N/R	176	Allison Beightol	10	183	1995-1999	Megan Silva	446*	2002-2006
Career Blocks	Kelly Williams	1	293	Emily Crider	2^	252	2001-2005	Kelly Williams	282	2016-Pres

NOTES: ^Current Player surpassed former player

*ODAC Record

PROGRAM HISTORY

All-Time Record.....	703-416
*Missing records for 1978-79	
Seasons	44
First Season	1976-1977 (5-5)
All-Time ODAC Record	422-175
ODAC Tournament Championships.....	10
'96, '03, '05, '06, '07, '09, '11, '14, '18, '20	
ODAC Regular Season Titles.....	8
'96, '98, '99, '05, '06, '07, '09, '11	
NCAA Appearances	13
'96, '98, '99, '03, '05, '06, '07, '09, '11, '14, '18, '20	
All-Time NCAA Tournament Record	13-10
Best NCAA Tournament Finish.....	National Runner-Up, 04-05

THIS SEASON

2019-20 Record	18-9
2019-20 Conference Record	13-5
2019-20 Record vs WBCA Top 25	0-1
Current NCAA Regional Ranking	N/A
Current WBCA Ranking	N/A
Highest Ranking in 2019-20	N/A

FURTHEST NCAA RUN

In 2005, the Randolph-Macon Women's Basketball team became the national DIII Women's Basketball runners-up, going 30-2 overall and 20-0 in ODAC play. Sectional No. 1 seed Randolph-Macon defeated Mary Washington 89-76 and Trinity (TX) 82-79 (OT) to ensure birth into the Elite Eight. In the next round, R-MC defeated George Fox 63-51 to move on to the Final Four. In the Final Four, R-MC beat No. 1 ranked Scranton 70-65 to move on to the National Championship against Milikin. R-MC entered the game as the No. 4 team in the country, compared to the Big Blue's No. 6 ranking. Milikin won the game 70-50, putting R-MC in the runners-up placement for the season. The finish remains the highest-ranked finish for R-MC in any sport.

NCAA Tournament History

2020

Rd. 1: Transylvania

2018

Rd. 2: vs Christopher Newport, L 84-58
Rd. 1: W vs. Valley Forge 67-56

2014

Rd. 1: L vs. Messiah 91-62

2011

Rd. 2: L vs. Lebanon Valley 73-56
Rd. 1: W vs. Bridgewater State 80-69

2009

Rd. 1: L vs. Thomas More 76-61

2007

Rd. 3: L vs Kean 68-60*
Rd. 2: W vs. William Paterson 74-59*
Rd. 1: W vs. Piedmont 83-68*

2006

Elite Eight: L vs. Hardin-Simmons 72-56
Rd. 3: W vs UW-Stout 80-71
Rd. 2: W vs Greensboro 75-61*
Rd. 1: W vs. Hood 83-57*

2005

National Championship: L vs Milikin 70-50
Final Four: W vs. Scranton 70-65
Elite Eight: W vs. George Fox 63-51*
Rd. 3: W vs. Trinity (TX.) 82-79 (OT)*
Rd. 2: W vs. Mary Washington 89-76*

2003

Rd. 2: L vs. Hardin-Simmons 104-80
Rd. 1: W vs. Meredith 77-74

1999

Rd. 1: L vs Austin 77-49

1998

Rd. 2: L vs. Austin 64-52*

1996

Rd. 3: L vs. Bethel 96-77*
Rd. 2: W vs Milsaps 99-66*
Rd. 1: W vs. Shenandoah 91-74*

* Home

Randolph-Macon Quick Facts

Location.....Ashland, Va.
 Campus 116 acres
 Founded..... 1830
 Enrollment 1,454
 Nickname Yellow Jackets
 Colors Lemon and Black
 Athletic Affiliation NCAA Division III
 Conference Old Dominion Athletic
 President..... Robert R. Lindgren
 Director of Athletics..... Jeff Burns
 Associate AD/SWA MK Geratowski
 Playing Arena Crenshaw Gymnasium
 Capacity..... 1,400
 Website rmcathletics.com

Lettwerswinners Returned.... 9
 Returning Starters..... 3
 Starters Lost..... 2
 Letterwinners Lost 4

2018-19 Record 18-9
 2018-19 ODAC Record 12-6
 2018-19 Home Record 9-3
 2018-19 Away Record 7-4
 2018-19 Neutral Record 2-2
 ODAC Finish..... 4th
 Postseason Finish 4th

2017-18 Record 23-6
 2017-18 ODAC Record 12-4
 2017-18 Home Record 13-3
 2017-18 Away Record 5-3
 2017-18 Neutral Record 5-0
 ODAC Finish..... 1st
 Postseason Finish NCAA Second Rd.

Name Notes

Randolph-Macon College refers to all of its sports teams as the Yellow Jackets.

Short-handing the school name of Randolph-Macon to R-MC is acceptable, however we ask that a dash (-) always be used to separate the R and the M.

The Last Time The Yellow Jackets

Won Mar. 01 vs. Guilford, W 68-50
 Lost..... Feb. 01 vs Emory & Henry, L 72-67
 Won at home..... Feb. 18 vs Shenandoah, W 73-54
 Won on the road Feb. 22 vs Lynchburg, W 71-79
 Won on a neutral court..... Nov. 15, 2019, vs Pfeiffer, W 80-38
 Won in overtime Dec. 30, 2017 vs Johns Hopkins, W 71-64
 Lost in overtime Dec. 7, 2019 vs Christopher Newport, L 95-87 (OT)
 Played more than one OT period..... Dec. 6, 2000 vs Bridgewater, L 83-81
 Scored more than 80 points Dec. 7, 2019 vs Christopher Newport, L 95-87 (OT)
 Scored more than 90 points Dec. 3, 2019 vs Eastern Mennonite, W 96-50
 Scored more than 100 points Dec. 2, 2017 vs Mid-Atlantic Christian, W 101-45
 Scored less than 50 points Feb. 23, 2019, vs Shenandoah, L 58-41
 Scored less than 40 points Nov. 19, 2011 vs Mary Washington, L 54-40
 Scored less than 30 points STILL RESEARCHING
 Gave up 80 or more points Nov. 19, 2019 vs Washington & Lee, L 84-53
 Gave up 90 or more points Dec. 7, 2019 vs Christopher Newport, L 95-87 (OT)
 Gave up 100 or more points Feb. 2, 2013 vs Roanoke, L 100-82
 Limited an opponent to <30 Dec. 5, 2017 vs Hollins, W 78-22
 Won by 30 or more Jan. 21 vs Eastern Mennonite, W 89-56
 Won by 40 or more Dec. 3, 2019 vs Eastern Mennonite, W 96-50
 Won by 50 or more Dec. 5, 2017 vs Hollins, W 78-22
 Won five games in a row Feb-March 2020 (9), Nov-Dec, 2018 (9)
 Won 10 games in a row Jan-Feb 2010, (11)
 Lost five games in a row Jan-Feb, 2013 (7)
 Lost 10 games in a row..... Never Happened (Most 8, 2x, 1987-88 & 1989-90)
 Had a player score 20 or more Michal Ross, 27, Emory & Henry, Feb. 29, 2020
 Had a player score 30 or more Kelly Williams, 31 vs E&H, Feb. 25, 2018
 Had a player score 40 or more Kelly Williams, 45, vs Guilford, Feb. 10, 2018
 Had a player grab 15 rebounds or more.... Kelly Williams, 16 vs Lynchburg, Feb. 22, 2020
 Had a player grab 20 rebounds or more.... Kelly Williams, 20, vs Valley Forge, Nov. 16, 2018
 Had a player record more than five blocks Kelly Williams, 5, vs. E&H, Feb. 29, 2020
 Had a player record five or more steals..... Cheridan Hatfield, 7, vs Guilford, Jan 11, 2020
 Had a player record ten assists or more Kelsey Wisner, 11, vs St. Mary's, Dec. 6, 2018
 Had a player make five or more three-pointers.... Becca Arrington, 5, vs Ferrum, Feb. 15, 2020
 Had a player record 20 pts, 15 reb.... Kelly Williams, 22P, 15R, vs E&H, Feb. 29, 2020
 Had a player record 20 pts, 20 reb.... Kelly Williams, 20P, 20R vs Valley Forge, Nov. 16, 2018

 Had multiple players with 20 or more points Kelly Williams (24), Michal Ross (27) vs Emory & Henry, Feb. 29, 2020

 Had multiple players with 10 or more rebounds..... Charlotte Woods (16) and Kelly Williams (10), vs Bridgewater, Jan. 8, 2020

 Had multiple players with double-doubles Charlotte Woods (16 P/16R) and Kelly Williams (16P/10R), vs Bridgewater, Jan. 8, 2020

Program Records (Single Game)

Points..... 45, Kelly Williams vs Guilford, Feb. 10, 2018
 Rebounds 28, Katie Anderson vs Hollins,
 Assists..... 15, Megan Silva vs E&H, Jan. 8, 2006
 Blocks Still Researching
 Steals Still Researching

Superlative Games

16-17 17-18..... 18-19.....19-20 Total

Double Digit Scoring Games

Arrington	6	4	13	23
Conrad			1	1
DeBell	7		5	12
Hatfield	2	6		8
Knobloch	2	2		4
Ross	14	18	20	52
Williams	27	29	10	88
Woods	15	13	9	37

20-Point Games

Hatfield			1	1
Ross	1	6	3	10
Williams	12	25	4	51
Woods	1	2		3

Double-Doubles

DeBell		4		4
Ross	1	2		3
Williams	23	28	10	81
Woods		13	8	23

5+ Assists

Arrington	1		2	3
Hatfield			8	8
Knobloch	2		2	4
Pasqualone			1	1
Ross			1	1
Williams	3	1	1	5
Woods		1		1

5+ Steals

DeBell		1		2
Knobloch	1	1		2
Ross	5	2		7
Woods		3	2	5
Hatfield			1	1

10+ Rebounds

DeBell		4		4
Ross		2		2
Williams	23	28	10	79
Woods		21	14	39

Streaks

Current Long

Starts

Arrington	23	23
Conrad	0	8
Hatfield	27	27
Ross	14	14
Williams	19	68
Woods	13	50

Scoring Double-Digits

Arrington	1	4
Conrad	0	0
DeBell	0	3
Ross	7	8
Williams	23	60
Woods	1	4
Hatfield	2	1

Rebound Double-Digits

DeBell	0	2
Williams	4	32
Woods	0	12

Randolph-Macon Record in 2019-20 When

	Non-Conference	ODAC	Overall
Playing at home	0-2	8-2	8-3
On the road	1-1	5-4	6-5
Neutral court	1-1	3-0	4-1
After a loss	2-1	4-2	6-3
Playing a ranked opponent	0-1	0-0	0-1
Playing during the day	0-2	9-3	9-3
Playing during the night	2-2	7-2	9-4
Leading after first quarter	2-0	11-0	13-0
Trailing after first quarter	0-4	4-5	4-9
Tied after first quarter	----	1-0	1-0
Leading at halftime	2-0	14-0	16-0
Trailing at halftime	0-4	1-5	1-9
Tied at halftime	----	1-0	1-0
Leading after third quarter	2-0	15-0	17-0
Trailing after third quarter	0-4	1-5	1-9
Tied after third quarter	----	----	---
Leading with five minutes to play	2-0	15-0	18-0
Trailing with five minutes to play	0-4	0-5	0-9
Tied with five minutes to play	----	1-0	1-0
Scoring first	1-2	11-2	12-4
Opponent scores first	1-2	5-3	6-5
Outrebounded opponent	2-3	14-2	16-5
Outrebounded by opponent	0-1	2-3	2-4
Better FG% than opponent	2-0	15-0	17-0
Lower FG% than opponent	0-4	1-5	1-9
Better 3FG% than opponent	2-1	12-1	14-2
Lower 3FG% than opponent	0-3	4-4	4-7
Higher FT% than opponent	1-0	6-1	7-1
Lower FT% than opponent	1-4	10-4	11-8
Commits the same or fewer turnovers	1-2	10-2	11-4
Commits more turnovers than opponent	1-3	6-2	7-5
Playing in November	1-2	0-2	1-4
Playing in December	0-2	1-0	1-2
Playing in January	---	7-2	7-2
Playing in February	1-0	7-1	8-1
Playing in March	---	1-0	1-0

ODAC Preseason Poll

1. Guilford College (7)..... 139 pts.
2. Washington and Lee University (3)... 127 pts.
- 3. Randolph-Macon College (3).. 123 pts.**
4. University of Lynchburg..... 99 pts.
5. Emory & Henry College 95 pts.
5. Roanoke College..... 95 pts.
7. Shenandoah University..... 92 pts.
8. Virginia Wesleyan University 60 pts.
9. Eastern Mennonite University ... 59 pts.
10. Bridgewater College 53 pts.
11. Hollins University..... 30 pts.
12. Ferrum College 24 pts.
13. Randolph College 18 pts.

ODAC Final Standings

	ODAC	Overall
1. Emory & Henry	15-3	21-4
2. Washington & Lee	15-3	18-7
3. Bridgewater (Va.)	13-5	14-11
4. Randolph-Macon	13-5	15-9
5. Shenandoah	12-6	16-9
6. Roanoke	12-6	17-8
7. Guilford	10-8	15-9
8. Lynchburg	9-9	13-13
9. Hollins	5-13	11-15
10. Virginia Wesleyan	4-14	6-20
11. Ferrum	4-14	4-21
12. East. Mennonite	3-15	4-20
13. Randolph	2-16	7-18

Season Box Score

RECORD:	OVERALL	HOME	AWAY	NEUTRAL
ALL GAMES	18-9	8-3	6-5	4-1
CONFERENCE	13-5	8-1	5-4	0-0
NON-CONFERENCE	5-4	0-2	1-1	4-1

##	Player	gp-gs	min	avg	Total		3-Point		F-Throw		Rebounds			pf	dq	a	to	blk	stl	pts	avg	
					fg-fga	fg%	3fg-fga	3fg%	ft-fa	ft%	off	def	tot									avg
50	WILLIAMS,Kelly	26-22	692	26.6	159-301	.528	9-19	.474	124-179	.693	109	196	305	11.7	54	0	50	61	65	27	451	17.3
33	ROSS,Michal	27-15	733	27.1	162-352	.460	3-12	.250	51-72	.708	63	72	135	5.0	71	3	47	60	15	55	378	14.0
04	ARRINGTON,Becca	26-23	671	25.8	85-227	.374	48-125	.384	39-55	.709	14	79	93	3.6	52	2	58	76	2	33	257	9.9
15	WOODS,Charlotte	26-25	677	26.0	82-201	.408	0-0	.000	36-75	.480	88	97	185	7.1	56	0	26	64	22	62	200	7.7
34	HATFIELD,Cheridan	27-27	798	29.6	55-190	.289	28-95	.295	38-51	.745	24	74	98	3.6	55	1	106	72	3	55	176	6.5
21	DEBELL,Aimee	27-7	529	19.6	69-175	.394	0-1	.000	18-26	.692	28	75	103	3.8	16	0	23	31	16	29	156	5.8
13	CONRAD,Devan	26-12	360	13.8	26-86	.302	2-10	.200	12-20	.600	22	23	45	1.7	53	2	18	38	6	18	66	2.5
10	PASQUALONE,Haley	19-2	253	13.3	16-57	.281	11-35	.314	4-6	.667	9	16	25	1.3	25	0	27	15	2	10	47	2.5
25	KNOBLOCH,Elise	27-2	342	12.7	11-49	.224	2-21	.095	32-49	.653	16	38	54	2.0	41	0	39	48	0	20	56	2.1
02	HUMPHREYS,Peyton	25-0	196	7.8	12-40	.300	0-2	.000	13-25	.520	28	22	50	2.0	16	0	9	14	2	4	37	1.5
12	DE GUZMAN,Janelle	20-0	108	5.4	8-28	.286	4-16	.250	9-15	.600	1	5	6	0.3	7	0	6	14	0	5	29	1.5
31	CORNICK,Kennedy	17-0	60	3.5	4-30	.133	0-0	.000	4-6	.667	6	14	20	1.2	8	0	2	8	4	2	12	0.7
22	MAIOLO,Kylee	5-0	6	1.2	0-3	.000	0-1	.000	0-0	.000	0	1	1	0.2	2	0	0	1	0	0	0	0.0
Team											54	66	120				16					
Total.....		27	5425		689-1739	.396	107-337	.318	380-579	.656	462	778	1240	45.9	456	8	411	518	137	320	1865	69.1
Opponents.....		27	5425		600-1617	.371	139-481	.289	288-405	.711	279	687	966	35.8	475	-	354	536	83	266	1627	60.3

Score by Periods	1st	2nd	3rd	4th	OT	Totals
Randolph-Macon	431	464	520	443	7	1865
Opponents	408	364	418	422	15	1627

Points-Rebounds-Assists

All games

Opponent	Date	Score	All games							
			02 HUMPHREYS,	04 ARRINGTON,	10 PASQUALONE	12 DE GUZMAN,	13 CONRAD,DEV	15 WOODS,CHAR	21 DEBELL,AIM	
WILLIAM PEACE	11/09/19	63-73	L	0-0-1	DNP	4-1-5	0-0-0	9-5-1	6-6-2	13-9-2
vs Pfeiffer	11/15/19	80-38	w	2-3-1	0-8-2	4-1-1	9-2-1	6-8-1	14-13-2	6-5-2
vs Oglethorpe	11/16/19	53-73	L	0-1-0	5-4-0	DNP	0-0-0	2-1-0	0-8-0	6-2-1
at Wash. & Lee	11/19/19	53-84	L	0-1-0	7-0-0	DNP	2-0-0	14-3-0	2-6-1	2-3-0
at Roanoke	11/26/19	68-69	L	0-1-1	10-5-0	DNP	DNP	DNP	14-6-0	6-7-2
EAST. MENNONITE	12/03/19	96-50	w	8-3-1	11-4-3	DNP	0-0-1	6-2-1	15-9-4	14-3-0
MARY WASHINGTON	12/05/19	50-55	L	0-2-0	11-1-0	DNP	DNP	0-3-2	8-10-1	2-2-0
at Chris. Newport	12/07/19	87-95	L	2-1-0	18-1-5	DNP	4-0-1	0-5-4	11-7-1	12-8-3
LYNCHBURG	01/02/20	75-53	w	0-2-0	8-3-6	DNP	2-1-0	4-0-2	2-9-2	6-2-1
at Hollins	01/04/20	61-51	w	1-2-1	12-4-2	DNP	0-0-0	0-3-3	9-11-1	2-1-0
at Bridgewater College	1/8/20	61-69	L	0-0-0	6-5-0	0-1-2	0-0-0	0-0-0	16-16-2	0-2-1
GUILFORD	01/11/20	63-59	w	1-0-0	8-4-4	0-1-2	0-0-0	0-1-0	2-1-0	10-7-2
at Randolph	01/15/20	54-48	w	0-1-0	5-5-0	1-1-3	2-1-0	2-1-1	5-2-0	2-0-0
ROANOKE	01/18/20	69-77	L	3-2-0	6-0-3	3-4-3	3-0-0	0-0-0	6-10-0	6-6-2
at East. Mennonite	01/21/20	89-56	w	5-8-0	14-3-4	3-2-1	3-1-2	4-4-1	DNP	10-5-1
HOLLINS	01/25/20	73-58	w	2-6-3	5-6-4	6-2-2	1-1-1	0-1-0	9-6-0	7-4-0
VA. WESLEYAN	01/28/20	66-48	w	2-2-0	13-3-2	5-3-1	0-0-0	0-0-0	11-6-1	6-5-1
at Emory & Henry	02/01/20	67-72	L	0-0-0	14-4-3	5-2-1	0-0-0	2-0-0	8-9-0	6-5-0
at St. Mary's (MD)	02/04/20	70-54	w	0-2-0	17-6-1	5-1-1	3-0-0	1-2-1	6-11-0	8-5-2
WASH. & LEE	02/08/20	71-56	w	DNP	16-2-2	5-3-0	DNP	0-0-0	7-6-2	7-1-1
RANDOLPH	02/11/20	55-45	w	4-5-1	8-2-2	0-1-0	0-0-0	0-2-0	4-7-0	2-2-1
at Ferrum	2/15/20	74-56	w	1-3-0	15-1-2	0-1-0	DNP	7-2-1	11-5-2	2-3-0
SHENANDOAH	02/18/20	73-51	w	0-2-0	9-9-5	0-0-1	DNP	3-0-0	9-1-1	2-2-1
at Lynchburg	02/22/20	79-71	w	4-1-0	12-6-2	3-0-0	DNP	0-0-0	13-7-0	2-1-0
vs Shenandoah	02/27/20	75-48	w	2-2-0	11-2-0	0-1-0	0-0-0	2-1-0	5-6-1	10-8-0
vs Emory & Henry	02/29/20	72-68	w	DNP	0-2-4	0-0-4	DNP	2-0-0	3-5-1	7-2-0
vs Guilford	03/01/20	68-50	w	0-0-0	16-3-2	3-0-0	0-0-0	2-1-0	4-2-2	0-3-0

Opponent	Date	Score	All games						
			22 MAIOL,KYL	25 KNOBLOCH,E	31 CORNICK,KE	33 ROSS,MICHA	34 HATFIELD,C	50 WILLIAMS,K	
WILLIAM PEACE	11/09/19	63-73	L	DNP	4-1-1	0-1-0	18-8-1	9-9-3	DNP
vs Pfeiffer	11/15/19	80-38	w	DNP	2-1-2	4-1-0	17-4-3	11-3-7	5-9-0
vs Oglethorpe	11/16/19	53-73	L	DNP	9-0-3	0-0-0	16-5-1	6-3-1	9-6-0
at Wash. & Lee	11/19/19	53-84	L	DNP	2-5-1	0-0-0	8-6-2	5-2-3	11-11-0
at Roanoke	11/26/19	68-69	L	DNP	2-2-2	DNP	13-9-1	4-4-6	19-11-1
EAST. MENNONITE	12/03/19	96-50	w	DNP	4-7-5	2-5-1	9-5-6	6-6-5	21-17-0
MARY WASHINGTON	12/05/19	50-55	L	DNP	1-2-3	DNP	12-6-1	2-2-2	14-12-1
at Chris. Newport	12/07/19	87-95	L	DNP	4-3-5	0-1-0	18-5-2	2-4-4	16-16-1
LYNCHBURG	01/02/20	75-53	w	DNP	0-2-0	2-2-0	22-5-2	12-5-3	17-9-3
at Hollins	01/04/20	61-51	w	DNP	3-5-2	DNP	10-6-0	3-3-3	21-11-0
at Bridgewater College	1/8/20	61-69	L	DNP	1-0-0	DNP	19-6-0	3-2-3	16-10-4
GUILFORD	01/11/20	63-59	w	DNP	0-0-1	DNP	6-5-2	21-3-4	15-9-0
at Randolph	01/15/20	54-48	w	DNP	3-4-1	0-1-0	13-8-1	9-4-1	12-10-2
ROANOKE	01/18/20	69-77	L	DNP	0-0-3	0-1-0	18-4-0	6-1-4	18-10-2
at East. Mennonite	01/21/20	89-56	w	DNP	4-2-2	2-3-0	22-5-3	10-5-1	12-7-3
HOLLINS	01/25/20	73-58	w	DNP	1-4-1	2-1-1	4-3-0	12-4-3	24-11-3
VA. WESLEYAN	01/28/20	66-48	w	DNP	2-1-0	0-1-0	8-2-1	3-3-8	16-12-2
at Emory & Henry	02/01/20	67-72	L	DNP	3-1-0	DNP	12-2-0	0-0-0	17-14-4
at St. Mary's (MD)	02/04/20	70-54	w	0-0-0	0-5-1	0-2-0	9-2-3	4-4-4	17-13-1
WASH. & LEE	02/08/20	71-56	w	DNP	0-1-0	DNP	10-2-0	4-4-8	22-18-2
RANDOLPH	02/11/20	55-45	w	0-1-0	0-1-0	0-1-0	11-7-1	5-2-5	21-11-3
at Ferrum	2/15/20	74-56	w	0-0-0	1-2-1	0-0-0	15-6-5	1-3-8	21-15-2
SHENANDOAH	02/18/20	73-51	w	DNP	3-1-2	DNP	14-1-5	13-5-7	20-8-2
at Lynchburg	02/22/20	79-71	w	DNP	0-0-1	DNP	15-6-3	6-4-3	24-16-2
vs Shenandoah	02/27/20	75-48	w	0-0-0	6-1-1	0-0-0	16-6-4	6-1-2	17-10-5
vs Emory & Henry	02/29/20	72-68	w	DNP	0-1-0	DNP	27-7-0	9-7-4	24-14-3
vs Guilford	03/01/20	68-50	w	0-0-0	1-2-1	0-0-0	16-4-0	4-5-4	22-15-4

Team Game-By-Game Highs

Opponent	Date	Score	Points	Rebounds	Assists	Steals	Blocked shots
WILLIAM PEACE	11/09/19	63-73	18-ROSS, Michal	9-DEBELL, Aimee	5-PASQUALONE, Hal	5-DEBELL, Aimee	3-WOODS, Charlotte
vs Pfeiffer	11/15/19	80-38	17-ROSS, Michal	13-WOODS, Charlotte	7-HATFIELD, Cherida	2-DEBELL, Aimee KNOBLOCH, Elise	1-DEBELL, Aimee CORNICK, Kennedy PASQUALONE, Hale ARRINGTON, Becca ROSS, Michal
vs Oglethorpe	11/16/19	53-73	16-ROSS, Michal	8-WOODS, Charlotte	3-KNOBLOCH, Elise	2-WOODS, Charlotte	2-ROSS, Michal
at Wash. & Lee	11/19/19	53-84	14-CONRAD, Devan	11-WILLIAMS, Kelly	3-HATFIELD, Cherida	4-CONRAD, Devan	2-DEBELL, Aimee WILLIAMS, Kelly ROSS, Michal
at Roanoke	11/26/19	68-69	19-WILLIAMS, Kelly	11-WILLIAMS, Kelly	6-HATFIELD, Cherida	3-ARRINGTON, Becca WOODS, Charlotte	4-ROSS, Michal
EAST. MENNONITE	12/03/19	96-50	21-WILLIAMS, Kelly	17-WILLIAMS, Kelly	6-ROSS, Michal	2-HATFIELD, Cherida KNOBLOCH, Elise	5-WILLIAMS, Kelly
MARY WASHINGTON	12/05/19	50-55	14-WILLIAMS, Kelly	12-WILLIAMS, Kelly	3-KNOBLOCH, Elise	4-WOODS, Charlotte	2-DEBELL, Aimee ROSS, Michal
at Chris. Newport	12/07/19	87-95	18-ARRINGTON, Becca ROSS, Michal	16-WILLIAMS, Kelly	5-ARRINGTON, Becca KNOBLOCH, Elise	3-WOODS, Charlotte DEBELL, Aimee ROSS, Michal	6-WILLIAMS, Kelly
LYNCHBURG	01/02/20	75-53	22-ROSS, Michal	9-WILLIAMS, Kelly WOODS, Charlotte	6-ARRINGTON, Becca	4-ROSS, Michal DEBELL, Aimee	3-DEBELL, Aimee
at Hollins	01/04/20	61-51	21-WILLIAMS, Kelly	11-WOODS, Charlotte WILLIAMS, Kelly	3-HATFIELD, Cherida CONRAD, Devan	4-WOODS, Charlotte	4-WILLIAMS, Kelly
at Bridgewater College	1/8/20	61-69	19-ROSS, Michal	16-WOODS, Charlotte	4-WILLIAMS, Kelly	6-WOODS, Charlotte	2-WILLIAMS, Kelly WOODS, Charlotte
GUILFORD	01/11/20	63-59	21-HATFIELD, Cherida	9-WILLIAMS, Kelly	4-HATFIELD, Cherida ARRINGTON, Becca	7-HATFIELD, Cherida	5-WILLIAMS, Kelly
at Randolph	01/15/20	54-48	13-ROSS, Michal	10-WILLIAMS, Kelly	3-PASQUALONE, Hal	3-WILLIAMS, Kelly	1-ROSS, Michal WILLIAMS, Kelly
ROANOKE	01/18/20	69-77	18-WILLIAMS, Kelly ROSS, Michal	10-WILLIAMS, Kelly WOODS, Charlotte	4-HATFIELD, Cherida	3-ROSS, Michal	2-WOODS, Charlotte
at East. Mennonite	01/21/20	89-56	22-ROSS, Michal	8-HUMPHREYS, Peyton	4-ARRINGTON, Becca	2-ARRINGTON, Becca ROSS, Michal CONRAD, Devan	2-WILLIAMS, Kelly DEBELL, Aimee
HOLLINS	01/25/20	73-58	24-WILLIAMS, Kelly	11-WILLIAMS, Kelly	4-ARRINGTON, Becca	2-WILLIAMS, Kelly HATFIELD, Cherida ROSS, Michal	4-WILLIAMS, Kelly
VA. WESLEYAN	01/28/20	66-48	16-WILLIAMS, Kelly	12-WILLIAMS, Kelly	8-HATFIELD, Cherida	6-WOODS, Charlotte	1-DEBELL, Aimee ROSS, Michal WILLIAMS, Kelly
at Emory & Henry	02/01/20	67-72	17-WILLIAMS, Kelly	14-WILLIAMS, Kelly	4-WILLIAMS, Kelly	2-ROSS, Michal HATFIELD, Cherida WOODS, Charlotte WILLIAMS, Kelly	2-WILLIAMS, Kelly
at St. Mary's (MD)	02/04/20	70-54	17-ARRINGTON, Becca WILLIAMS, Kelly	13-WILLIAMS, Kelly	4-HATFIELD, Cherida	3-WOODS, Charlotte HATFIELD, Cherida	2-CONRAD, Devan WILLIAMS, Kelly
WASH. & LEE	02/08/20	71-56	22-WILLIAMS, Kelly	18-WILLIAMS, Kelly	8-HATFIELD, Cherida	3-WOODS, Charlotte	2-WILLIAMS, Kelly
RANDOLPH	02/11/20	55-45	21-WILLIAMS, Kelly	11-WILLIAMS, Kelly	5-HATFIELD, Cherida	3-WOODS, Charlotte	4-WILLIAMS, Kelly
at Ferrum	2/15/20	74-56	21-WILLIAMS, Kelly	15-WILLIAMS, Kelly	8-HATFIELD, Cherida	3-HATFIELD, Cherida	3-WILLIAMS, Kelly
SHENANDOAH	02/18/20	73-51	20-WILLIAMS, Kelly	9-ARRINGTON, Becca	7-HATFIELD, Cherida	4-ARRINGTON, Becca	2-WILLIAMS, Kelly
at Lynchburg	02/22/20	79-71	24-WILLIAMS, Kelly	16-WILLIAMS, Kelly	3-HATFIELD, Cherida ROSS, Michal	3-WOODS, Charlotte	1-WILLIAMS, Kelly
vs Shenandoah	02/27/20	75-48	17-WILLIAMS, Kelly	10-WILLIAMS, Kelly	5-WILLIAMS, Kelly	3-ROSS, Michal HATFIELD, Cherida	2-WOODS, Charlotte WILLIAMS, Kelly
vs Emory & Henry	02/29/20	72-68	27-ROSS, Michal	14-WILLIAMS, Kelly	4-PASQUALONE, Hal ARRINGTON, Becca HATFIELD, Cherida	3-ROSS, Michal	5-WILLIAMS, Kelly
vs Guilford	03/01/20	68-50	22-WILLIAMS, Kelly	15-WILLIAMS, Kelly	4-WILLIAMS, Kelly	4-HATFIELD, Cherida	4-WILLIAMS, Kelly

Team Game-By-Game Stats

Opponent	Date	Score		Total		3-Pointers		Free throws		Rebounds				pf	a	t/o	blk	stl
				fg-fga	pct	3fg-fga	pct	ft-fa	pct	off	def	tot	avg					
WILLIAM PEACE	11/09/19	63-73	L	27-74	.365	1-12	.083	8-11	.727	20	22	42	42.0	18	16	23	4	19
vs Pfeiffer	11/15/19	80-38	W	34-76	.447	5-12	.417	7-13	.538	20	40	60	51.0	11	22	19	5	11
vs Oglethorpe	11/16/19	53-73	L	19-58	.328	3-13	.231	12-20	.600	17	22	39	47.0	23	6	25	5	4
at Wash. & Lee	11/19/19	53-84	L	17-65	.262	2-10	.200	17-23	.739	17	24	41	45.5	22	7	26	7	13
at Roanoke	11/26/19	68-69	L	23-68	.338	0-7	.000	22-31	.710	20	30	50	46.4	16	13	15	8	11
EAST. MENNONITE	12/03/19	96-50	W	38-81	.469	3-9	.333	17-25	.680	25	41	66	49.7	11	27	12	8	8
MARY WASHINGTON	12/05/19	50-55	L	14-58	.241	3-11	.273	19-26	.731	23	20	43	48.7	16	10	21	7	13
at Chris. Newport	12/07/19	87-95	Lot	32-75	.427	5-14	.357	18-28	.643	28	26	54	49.4	27	26	34	10	13
LYNCHBURG	01/02/20	75-53	W	30-70	.429	0-7	.000	15-25	.600	17	27	44	48.8	17	19	16	5	21
at Hollins	01/04/20	61-51	W	20-52	.385	5-15	.333	16-26	.615	13	39	52	49.1	17	12	23	5	8
at Bridgewater College	1/8/20	61-69	L	22-65	.338	2-13	.154	15-25	.600	14	30	44	48.6	15	12	21	4	21
GUILFORD	01/11/20	63-59	W	22-52	.423	7-19	.368	12-18	.667	14	23	37	47.7	18	15	25	7	12
at Randolph	01/15/20	54-48	W	19-53	.358	3-13	.231	13-25	.520	13	30	43	47.3	14	9	20	2	8
ROANOKE	01/18/20	69-77	L	24-61	.393	5-15	.333	16-26	.615	20	21	41	46.9	25	17	20	3	11
at East. Mennonite	01/21/20	89-56	W	32-72	.444	6-19	.316	19-24	.792	16	36	52	47.2	16	18	10	7	8
HOLLINS	01/25/20	73-58	W	26-65	.400	7-14	.500	14-29	.483	21	34	55	47.7	16	18	18	7	8
VA. WESLEYAN	01/28/20	66-48	W	27-71	.380	4-10	.400	8-13	.615	20	23	43	47.4	14	16	17	3	22
at Emory & Henry	02/01/20	67-72	L	27-75	.360	5-18	.278	8-11	.727	21	21	42	47.1	21	8	19	3	10
at St. Mary's (MD)	02/04/20	70-54	W	26-66	.394	7-15	.467	11-15	.733	17	38	55	47.5	15	14	27	5	12
WASH. & LEE	02/08/20	71-56	W	28-77	.364	3-14	.214	12-19	.632	13	32	45	47.4	13	15	10	3	13
RANDOLPH	02/11/20	55-45	W	22-55	.400	3-13	.231	8-14	.571	19	25	44	47.2	10	13	17	5	10
at Ferrum	2/15/20	74-56	W	26-62	.419	6-15	.400	16-26	.615	19	28	47	47.2	15	21	17	3	10
SHENANDOAH	02/18/20	73-51	W	29-59	.492	7-13	.538	8-12	.667	10	23	33	46.6	15	24	15	6	13
at Lynchburg	02/22/20	79-71	W	28-66	.424	3-10	.300	20-31	.645	11	35	46	46.6	24	11	9	1	10
vs Shenandoah	02/27/20	75-48	W	24-53	.453	2-4	.500	25-30	.833	11	32	43	46.4	18	13	19	4	10
vs Emory & Henry	02/29/20	72-68	W	26-55	.473	5-11	.455	15-22	.682	9	32	41	46.2	14	16	20	6	7
vs Guilford	03/01/20	68-50	W	27-55	.491	5-11	.455	9-11	.818	14	24	38	45.9	15	13	20	4	14
Randolph-Macon		1865		689-1739	.396	107-337	.318	380-579	.656	462	778	1240	45.9	456	411	518	137	320
Opponents		1627		600-1617	.371	139-481	.289	288-405	.711	279	687	966	35.8	475	354	536	83	266

Games played: 27
Points/game: 69.1
FG Pct: 39.6
3FG Pct: 31.8
FT Pct: 65.6

Rebounds/game: 45.9
Assists/game: 15.2
Turnovers/game: 19.2
Assist/turnover ratio: 0.8
Steals/game: 11.9
Blocks/game: 5.1

Team/Opponent Comparison

All games

Opponent	1st	2nd	Score	Mar	Total FG	FG Pct	3-Pointers	3FG Pct	Free Throws	FT Pct	Rebounds	Assist	T/Over	Block	Steal	Fouls
WILLIAM PEACE	24/41	39/32	63-73	(10)	27-74/28-63	.365/.444	1-12/6-13	.083/.462	8-11/11-14	.727/.786	42/44 (2)	16/15	23/28	4/3	19/14	18/12
Pfeiffer	48/22	32/16	80-38	+42	34-76/15-62	.447/.242	5-12/3-18	.417/.167	7-13/5-7	.538/.714	60/34 +26	22/10	19/20	5/1	11/9	11/15
Oglethorpe	31/33	22/40	53-73	(20)	19-58/27-53	.328/.509	3-13/3-9	.231/.333	12-20/16-23	.600/.696	39/33 +6	6/16	25/16	5/6	4/7	23/20
Wash. & Lee	30/43	23/41	53-84	(31)	17-65/27-61	.262/.443	2-10/12-26	.200/.462	17-23/18-20	.739/.900	41/42 (1)	7/20	26/23	7/6	13/14	22/20
Roanoke	26/32	42/37	68-69	(1)	23-68/26-73	.338/.356	0-7/7-23	.000/.304	22-31/10-11	.710/.909	50/48 +2	13/19	15/18	8/3	11/6	16/21
EAST. MENNONITE	47/21	49/29	96-50	+46	38-81/19-67	.469/.284	3-9/3-22	.333/.136	17-25/9-12	.680/.750	66/32 +34	27/7	12/13	8/4	8/7	11/14
MARY WASHINGTON	19/23	31/32	50-55	(5)	14-58/20-50	.241/.400	3-11/9-18	.273/.500	19-26/6-6	.731/1000	43/35 +8	10/12	21/26	7/1	13/15	16/18
Chris. Newport	32/39	48/41	87-95	(8)	32-75/33-71	.427/.465	5-14/7-20	.357/.350	18-28/22-31	.643/.710	54/36 +18	26/21	34/23	10/8	13/16	27/21
LYNCHBURG	38/29	37/24	75-53	+22	30-70/19-55	.429/.345	0-7/7-19	.000/.368	15-25/8-13	.600/.615	44/37 +7	19/16	16/28	5/8	21/9	17/20
Hollins	34/24	27/27	61-51	+10	20-52/17-62	.385/.274	5-15/5-24	.333/.208	16-26/12-16	.615/.750	52/29 +23	12/5	23/12	5/6	8/14	17/18
Bridgewater College	23/30	38/39	61-69	(8)	22-65/24-65	.338/.369	2-13/8-26	.154/.308	15-25/13-19	.600/.684	44/48 (4)	12/19	21/28	4/1	21/17	15/16
GUILFORD	32/32	31/27	63-59	+4	22-52/23-49	.423/.469	7-19/2-8	.368/.250	12-18/11-19	.667/.579	37/24 +13	15/8	25/22	7/2	12/11	18/15
Randolph	27/22	27/26	54-48	+6	19-53/18-54	.358/.333	3-13/5-15	.231/.333	13-25/7-9	.520/.778	43/31 +12	9/9	20/19	2/2	8/7	14/18
ROANOKE	27/28	42/49	69-77	(8)	24-61/25-49	.393/.510	5-15/2-9	.333/.222	16-26/25-32	.615/.781	41/31 +10	17/20	20/17	3/1	11/8	25/20
East. Mennonite	46/36	43/20	89-56	+33	32-72/23-66	.444/.348	6-19/4-14	.316/.286	19-24/6-15	.792/.400	52/34 +18	18/10	10/14	7/3	8/8	16/18
HOLLINS	38/32	35/26	73-58	+15	26-65/23-61	.400/.377	7-14/7-22	.500/.318	14-29/5-8	.483/.625	55/33 +22	18/9	18/16	7/3	8/3	16/20
VA. WESLEYAN	33/19	33/29	66-48	+18	27-71/19-60	.380/.317	4-10/1-12	.400/.083	8-13/9-12	.615/.750	43/44 (1)	16/9	17/28	3/3	22/9	14/11
Emory & Henry	36/38	31/34	67-72	(5)	27-75/27-65	.360/.415	5-18/7-22	.278/.318	8-11/11-18	.727/.611	42/48 (6)	8/18	19/18	3/2	10/8	21/17
St. Mary's (MD)	40/27	30/27	70-54	+16	26-66/19-65	.394/.292	7-15/5-21	.467/.238	11-15/11-14	.733/.786	55/33 +22	14/13	27/18	5/2	12/14	15/17
WASH. & LEE	26/35	45/21	71-56	+15	28-77/21-60	.364/.350	3-14/6-27	.214/.222	12-19/8-11	.632/.727	45/47 (2)	15/15	10/23	3/3	13/6	13/15
RANDOLPH	24/22	31/23	55-45	+10	22-55/19-49	.400/.388	3-13/1-10	.231/.100	8-14/6-10	.571/.600	44/23 +21	13/13	17/16	5/0	10/10	10/10
Ferrum	43/26	31/30	74-56	+18	26-62/19-58	.419/.328	6-15/9-27	.400/.333	16-26/9-11	.615/.818	47/35 +12	21/8	17/22	3/3	10/7	15/21
SHENANDOAH	37/20	36/31	73-51	+22	29-59/20-50	.492/.400	7-13/3-10	.538/.300	8-12/8-8	.667/1000	33/30 +3	24/12	15/23	6/0	13/9	15/15
Lynchburg	33/30	46/41	79-71	+8	28-66/26-65	.424/.400	3-10/2-14	.300/.143	20-31/17-27	.645/.630	46/43 +3	11/13	9/12	1/3	10/5	24/21
Shenandoah	27/15	48/33	75-48	+27	24-53/16-57	.453/.281	2-4/3-12	.500/.250	25-30/13-19	.833/.684	43/28 +15	13/11	19/21	4/4	10/14	18/27
Emory & Henry	37/23	35/45	72-68	+4	26-55/26-72	.473/.361	5-11/7-28	.455/.250	15-22/9-14	.682/.643	41/39 +2	16/15	20/14	6/2	7/11	14/21
Guilford	37/30	31/20	68-50	+18	27-55/21-55	.491/.382	5-11/5-12	.455/.417	9-11/3-6	.818/.500	38/25 +13	13/11	20/18	4/3	14/8	15/14

Note: Game totals are displayed in the format TEAM/OPPONENT for each category



Carroll LaHaye Head Women's Basketball Coach

Carroll LaHaye enters her 38th season at the helm of the Randolph-Macon Yellow Jackets in 2019-2020. The Yellow Jackets have seen profound success under La-Haye since her arrival in 1982.

LaHaye is recognized across the sport as a leader in Division III for her success on the court. She has the sixth-most wins of any active Division III coach, entering the season with 628 and is the 14th-ranked winningest coach of all-time in Division III at the beginning of 2019-2020. Across all of NCAA Women's Basketball, LaHaye ranks 27th all-time for most wins

from 2002-03 to 2011-12 and 22 overall during her time in Ashland. The Yellow Jackets have posted 13 seasons in which they have won 20 or more games and have played for the ODAC title on 11 occasions. Since joining the ODAC in 1989-90, R-MC has won a staggering 74% of

its games, earning 372 victories over their conference foes during that time.

A three-time ODAC Coach of the Year, LaHaye's squads have garnered national attention, advancing to the NCAA Sweet 16 on four occasions, trips to the Elite 8 twice and a place in the 2005 National Championship Game.

LaHaye has mentored two National Players of the Year in Megan Silva (2006) and Molly Ariail (2010). Silva and Amanda Hiltunen were named finalists for the prestigious Jostens Award during their respective senior seasons in Ashland, with Silva becoming the first Randolph-Macon athlete to win the award in 2006.

by a head coach. Only eight coaches are ahead of LaHaye across all divisions of NCAA Women's Basketball for most seasons with a single team, with 38 seasons tying her with Robin Selvig of Montana and renowned Women's Basketball coach Pat Summitt at Tennessee.

LaHaye became the winnigiest coach in Old Dominion Athletic Conference history in 2018 as she surpassed Roanoke's Susan Dunagan, who coached the Maroons to 612 victories.

In 2018, LaHaye became the 59th NCAA coach across all divisions of Women's Basketball to reach the 600 win milestone as she the Yellow Jackets defeated Lynchburg 71-59 on January 20, 2018. She coached a pair of All-ODAC performers and a three-time All-American and Academic All-American in 2017-18. She was honored as the WBCA Division V Coach of the Year and was honored by the Virginia Sports Information Directors as Co-Coach of the Year for the College Division. 2016-17 saw the Yellow Jackets appear in the ODAC Tournament semi-final game and finish the season at 16-12. LaHaye mentored ODAC Rookie of the Year, Kelly Williams, in 2016-17.

In 2015, LaHaye led the Yellow Jackets to a 20-5 mark with a 13-3 record in the Old Dominion Athletic Conference.

In 2010-11 R-MC captured its seventh regular season and ODAC Tournament Championships en route to finishing the year with an overall record of 23-7 and 17-3 in conference play. The women made a push to the second round of the NCAA Tournament by defeating Bridgewater State, 80-69.

In 2008-09, LaHaye and her staff mentored R-MC to its third ODAC championship in four years and its fifth championship in a seven-year span.

In 2007-08, LaHaye led the program to its sixth straight 20+ win season and a national ranking as high as No. 12 during the year.

In 2006-07, the Yellow Jackets became just the second team in the history of the ODAC to capture three consecutive league championships. LaHaye and her squad then went on to the NCAA Tournament where they advanced to the Sweet 16 for the third straight year and for the fourth time in LaHaye's tenure.

LaHaye reached a personal milestone on February 10, 2007 when the Jackets topped Randolph-Macon Woman's College 63-33. With the victory, LaHaye became just the 21st coach in the history of Division III Women's Basketball to reach 400 career wins.

In 2005-06, R-MC captured its second consecutive ODAC title and advanced to the NCAA Tournament for the third time in four years. The Yellow Jackets ended their season at 28-3 after advancing to the Elite Eight of the national tournament.

The 2004-05 Yellow Jacket squad was arguably the best ever in the history of the program. Accomplishments included: winning the ODAC Tournament for the second time in three years; finishing with the most wins in the program's history at 30-2; becoming the first-ever women's team in the ODAC to go 20-0; advancing to the Final Four of the NCAA Tournament for the first time in the history of

The Yellow Jackets won the ODAC championship in 2013-14. R-MC advanced to the NCAA Tournament for the eighth time since 2003. Randolph-Macon was 23-6 overall, 13-3 in conference play and 14-0 at home in Crenshaw Gymnasium.

On January 13, 2012, LaHaye became just the 15th Division III Women's Basketball Coach to record 500 victories as the Yellow Jackets topped Roanoke College, 82-70.

LaHaye directed her teams to 10 consecutive winning seasons

Coaching Honors	
1993-94 -ODAC Coach of the Year	2005-06 -VaSID College Division State Coach of the Year
1995-96 -ODAC Coach of the Year -WBCA/Converse District V Coach of the Year -VaSID Small College Coach of the Year for Divisions II-III	2006-07 -VaSID College Division State Coach of the Year -WBCA Coach of the Year
1997-98 -IKON/Women's Basketball Coaches Association District V Coach of the Year	2010 -Inducted into the Mid-coast Hall of Fame
1998-99 -ODAC Coach of the Year -VaSID Small College Coach of the Year for Divisions II-III -WBCA/Kodak Coach of the Year	2012 -Inducted into the UMM Hall of Fame
2002-03 -Richmond Times-Dispatch newspaper state Coach of the Year	2017-2018 -WBCA District V Coach of the Year -VaSID Co-Coach Of The Year
2004-05 -ODAC Coach of the Year -VaSID College Division State Coach of the Year	

Records History

Win No.....	Date.....	Opponent.....	Score
1st Win	1982.....	CNU	64-51
50th Win	1986.....	Mary Washington.....	76-47
100th Win	1991.....	Randolph-Macon Women's College.....	65-43
200th Win	Feb. 22, 1997	Eastern Mennonite.....	80-63
300th Win	Feb. 27, 2003	Lynchburg.....	85-73
400th Win	Feb. 17, 2007	Hollins	112-46
500th Win	Jan. 13, 2012	Roanoke	82-70
550th Win	Jan. 24, 2015	Emory & Henry.....	85-75
600th Win	Jan. 20, 2018	Lynchburg.....	71-59

Decade.....	Record.....	Win Pct.
Overall	646-375	0.630
1982-1990	85-114	0.418
Record 1991-2000	174-88	0.664
2001-2010	212-73	0.743
2011-Current	152-93.....	0.628
ODAC Record (1989-Present).....	422-175	0.721
Mason-Dixon Record (1986-1988).....	4-12.....	0.25

Winning Seasons .. 26
20 Win Seasons 14
3 Highest Winning seasons 2004-2007: 30-2, 28-3, 26-5

ODAC Tournament Record and ODAC Titles .. 10
'96, '03, '05, '06, '07, '09, '11, '14, '18, '20
ODAC Regular Season Titles..... 8
'96, '98, '99, '05, '06, '07, '09, '11
NCAA Tournament Record..... 14-11 .. 0.545
'96, '98, '99, '03, '05, '06, '07, '09, '11, '14, '18

Highest NCAA Tournament Finish.....2005, National Runners-Up

All-Americans 13
(4 WBCA/Kodak, 9 American Women's Sports Federation)
All-American Honorable Mention.....9
Academic All-Americans.....7

both R-MC and ODAC women's basketball; finishing second the NCAA's; achieving the longest winning streak in the history of the program at 23 games; and finishing ranked #2 in the nation and #1 in the South Region.

For her efforts, LaHaye was named the ODAC Coach of the Year and the Virginia Sports Information Directors state Coach of the Year, and she earned her 200th conference victory early in the season. She was also recognized for her dedication as a faculty member at Randolph-Macon by receiving the Samuel Nelson Gray Distinguished Professor Award at the college's 2005 honors convocation in the spring.

In 2003-04, Randolph-Macon finished 20-8 overall and 16-4 the ODAC, made it to the championship game of the conference tournament, and was ranked in the Top 10 in the NCAA Division III South Region during the season as well as in the Top 15 in the nation by DIII News in the preseason.

LaHaye's 2002-03 squad was 20-10 overall, won the ODAC tournament, and advanced to the second round of the NCAA Division III tournament following a first-round win at home. LaHaye earned her 300th career victory during the campaign, and she was named the Richmond Times-Dispatch newspaper's Virginia state Coach of the Year.



After guiding her 1997-98 team to a record of 21-6, a first-place finish in the ODAC, and the NCAA Tournament, LaHaye was honored as the Women's Basketball Coaches Association (WBCA)/IKON District V Coach of the Year.

In 1998-99 the Yellow Jackets finished 23-5 overall, won the ODAC regular season championship with a 19-1 record, and made an appearance in the conference title game for the second time in four seasons. LaHaye was named the ODAC Coach of the Year for the third time in six years, and was also the VaSID Small College Coach of the Year for Divisions II-III.


During 1995-96, LaHaye's team produced one of the most successful seasons in the history of the program, with a 28-2 record. The Yellow Jackets won two games in their first-ever appearance in the NCAA Division III Tournament, advancing to the Sweet Sixteen. That season LaHaye was named the ODAC Coach of the Year, the WBCA/Converse District V Coach of the Year, and the VaSID college Division II-III Coach of the Year.

A native of Maine, LaHaye earned a bachelor's degree cum laude in business management-recreation from the University of Maine-Machias in 1977. In addition to being an excellent student, she was a standout performer in basketball and volleyball.

Prior to coming to Randolph-Macon, LaHaye worked as a program director at the North Richmond YMCA and as program coordinator for the Hanover County Parks and Recreation Department. Since joining the Randolph-Macon athletic staff, besides her position as basketball coach, she also served as women's athletic coordinator and head coach of soccer and lacrosse. In 1982, her lacrosse team finished fifth in the AIAW national tournament.

LaHaye is a director of physical education, and associate professor of physical education at Randolph-Macon. She is a member of the Women's Basketball Coaches Association.

Coaching Staff



Hannah Livermon Assistant Coach

Hannah Livermon has been a member of the coaching staff at Randolph-Macon since 2017. Livermon, a 2016 R-MC graduate, played for the Yellow Jackets between 2012 and 2016. Livermon has helped mentor a trio of All-ODAC selections and one All-American since arriving at R-MC. Livermon completed her Masters of Education degree in Sports Leadership from Virginia Commonwealth University in 2017. There, she served as the VCU Women's Basketball Graduate Assistant Coach, helping to coach the Rams to a 16-15 overall record in 2016-2017. Prior to being hired at R-MC, Livermon worked for the CarMax Foundation assisting in the operation of the Foundation's summer basketball league and community projects. Livermon also coached and counseled for Duke Women's Basketball Camp and Randolph-Macon's basketball camps, teaching youth of all ages the skills needed for basketball. During her time as an undergraduate at R-MC, Livermon also served in the athletics office as an assistant. As a student-athlete for the Yellow Jackets, Livermon earned All-ODAC Second Team honors in 2015 and 2016, as well as All-Academic honors during her time with the College. Livermon was recognized as an ODAC Player of the Week during her senior year in November of 2015. She currently holds the 9th spot on the list of All-Time Scorers in R-MC history with 1,383 points scored during her career. She is also the All-Time Three Points Made record holder with 266 made three-pointers. Livermon served as vice president of the Student-Athlete Advisory Committee as well as appeared on the Dean's List and was honored with the Dean's Award. The Yellow Jackets compiled a record of 63-45 overall and 38-26 in the ODAC during Livermon's time with R-MC. The team also won the 2013-2014 ODAC title and competed in NCAA First Round play during Livermon's tenure. Livermon is originally from Powhatan, Va. She earned her undergraduate degree in Communication Studies from Randolph-Macon in 2016. She has served in volunteer roles for Relay for Life and Sportable RVA.



Dwight Watson, Jr. Assistant Coach

Dwight Watson, Jr. has been a member of the Randolph-Macon Women's Basketball coaching staff since 2015-16. Watson's primary duties focus on strength and conditioning as well as post play and development of forwards and centers. Watson, Jr. has been an instrumental part of developing R-MC basketball into a powerhouse in post play, which has led the conference in rebounding for the last three seasons and has produced multiple All-ODAC selections in the forwards and centers categories. Watson, Jr. has helped mentor All-American Kelly Williams since 2016 as well. Prior to R-MC, Watson coached at the high school level. He was the head girls basketball coach at Glen Allen High School from 2010-2015, where he posted an 82-30 record. Before leading a squad, Watson was an assistant coach at Evansville North High School from 2002-2006 and Mills E Godwin High School from 2008-2010. Aside from coaching, Watson works for LSE Health and Wellness in Glen Allen. From 2007-12, he was the fitness director at Altria West Mark One before being promoted to Director of Corporate Fitness. Watson oversees the day to day operations of multiple fitness centers and teaches group exercise classes. He is a certified Personal Trainer by the National Academy of Sport Medicine and holds specializations in performance enhancement and corrective exercise. Watson graduated from the University of North Alabama in 2001 with a Bachelor of Science in Physical Education with an emphasis in Exercise Science. He earned his Master of Science in Exercise Science with an emphasis in Performance Enhancement and Injury Prevention from California University of Pennsylvania in 2008.



Sophomore | Guard/Forward | 5-8 Peyton
Lexington, Ky. | Paul Laurence Dunbar HUMPHREYS

2

As a Freshman (2018-2019)

- Earned playing time in 16 games
- Averaged a point per game along with 1.1 rebounds per game
- Earned season-highs of seven points and four rebounds against Hollins on December 1

- Member of the National and Spanish Honor Societies

Personal

- Daughter of Jay and Heather
- Favorite book is Station Eleven
- Favorite movie is The Spongebob Movie
- Favorite food is Ramen

High School

- Earned recognition as a member of the First Team All-State team all four years of high school
- Earned a 43rd District Championship as well as wins in the Gateway Holiday Classic and Hopkins County Central Holiday Classic

2019-20 Game-by-Game

Opponent	Date	gs	min	Total		3-Pointers		Free throws		Rebounds				pf	a	fo	blk	stl	pts	avg
				fg-fga	pct	3fg-fga	pct	ft-fa	pct	off	def	tot	avg							
WILLIAM PEACE	11/09/19	4	0-0	.000	0-0	.000	0-0	.000	0	0	0	0	0	1	0	0	0	0	0	0.0
vs Pfeiffer	11/15/19	12	1-4	.250	0-0	.000	0-0	.000	2	1	3	1.5	0	1	0	0	1	2	1.0	
vs Oglethorpe	11/16/19	4	0-0	.000	0-0	.000	0-0	.000	0	1	1	1.3	0	0	0	0	0	0	0.7	
at Wash. & Lee	11/19/19	8	0-0	.000	0-0	.000	0-0	.000	0	1	1	1.3	0	0	0	0	0	0	0.5	
at Roanoke	11/26/19	7	0-1	.000	0-0	.000	0-0	.000	1	0	1	1.2	0	1	0	1	0	0	0.4	
EAST. MENNONITE	12/03/19	11	3-5	.600	0-1	.000	2-2	1.000	3	0	3	1.5	2	1	0	0	0	8	1.7	
MARY WASHINGTON	12/05/19	8	0-2	.000	0-1	.000	0-0	.000	2	0	2	1.6	0	0	0	0	0	0	1.4	
at Chris. Newport	12/07/19	6	1-1	1.000	0-0	.000	0-0	.000	0	1	1	1.5	0	0	2	0	0	2	1.5	
LYNCHBURG	01/02/20	6	0-2	.000	0-0	.000	0-0	.000	2	0	2	1.6	2	0	2	1	0	0	1.3	
at Hollins	01/04/20	9	0-1	.000	0-0	.000	1-2	.500	2	0	2	1.6	1	1	0	0	0	1	1.3	
at Bridgewater College	1/8/20	2	0-0	.000	0-0	.000	0-0	.000	0	0	0	1.5	0	0	0	0	0	0	1.2	
GUILFORD	01/11/20	4	0-0	.000	0-0	.000	1-2	.500	0	0	0	1.3	0	0	0	0	0	1	1.2	
at Randolph	01/15/20	9	0-3	.000	0-0	.000	0-0	.000	0	1	1	1.3	1	0	0	0	0	0	1.1	
ROANOKE	01/18/20	4	0-0	.000	0-0	.000	3-4	.750	1	1	2	1.4	0	0	0	0	0	3	1.2	
at East. Mennonite	01/21/20	16	2-4	.500	0-0	.000	1-2	.500	3	5	8	1.8	2	0	1	0	0	5	1.5	
HOLLINS	01/25/20	18	1-3	.333	0-0	.000	0-4	.000	4	2	6	2.1	3	3	2	0	0	2	1.5	
VA. WESLEYAN	01/28/20	9	1-2	.500	0-0	.000	0-0	.000	1	1	2	2.1	1	0	3	0	0	2	1.5	
at Emory & Henry	02/01/20	2	0-0	.000	0-0	.000	0-0	.000	0	0	0	1.9	0	0	1	0	0	0	1.4	
at St. Mary's (MD)	02/04/20	10	0-1	.000	0-0	.000	0-0	.000	1	1	2	1.9	0	0	1	0	0	0	1.4	
RANDOLPH	02/11/20	10	1-2	.500	0-0	.000	2-2	1.000	2	3	5	2.1	0	1	0	0	2	4	1.5	
at Ferrum	2/15/20	9	0-2	.000	0-0	.000	1-2	.500	2	1	3	2.1	2	0	1	0	0	1	1.5	
SHENANDOAH	02/18/20	8	0-1	.000	0-0	.000	0-0	.000	1	1	2	2.1	0	0	0	0	1	0	1.4	
at Lynchburg	02/22/20	12	2-4	.500	0-0	.000	0-1	.000	0	1	1	2.1	2	0	0	0	0	4	1.5	
vs Shenandoah	02/27/20	5	0-1	.000	0-0	.000	2-4	.500	1	1	2	2.1	0	0	1	0	0	2	1.5	
vs Guilford	03/01/20	3	0-1	.000	0-0	.000	0-0	.000	0	0	0	2.0	0	0	0	0	0	0	1.5	
Totals		0	196	12-40	.300	0-2	.000	13-25	.520	28	22	50	2.0	16	9	14	2	4	37	1.5

Single Game Highs

2019-2020		Stat	Career	
8	EMU, 12/03/19	Points	7	Hollins, 12/01/18
8	EMU, 01/21/20	Rebounds	8	EMU, 01/21/20
3	Hollins, 01/25/20	Assists	3	2x, Hollins, 01/25/20
2	Randolph, 02/11/20	Steals	2	Randolph, 02/11/20
1	2x, Lynchburg 01/02/20	Blocks	1	3x, Lynchburg 01/02/20
3	EMU, 12/30/19	FG Made	3	EMU, 12/30/19
5	EMU, 12/30/19	FG Attempted	3	EMU, 12/30/19
N/A		3FG Made		N/A
1	2x, Mary Wash, 12/06/19	3FG Attempted	1	2x, Mary Wash, 12/06/19
3	Roanoke, 01/18/20	FT Made	5	Hollins, 12/01/18
4	Hollins, 01/25/20	FT Attempted	6	Hollins, 12/01/18

Career Summary

Season	gp-gs	min/avg	Total		3-Point		F-Throws		Rebounds				Scoring							
			fg-fga	pct	fg-fga	pct	ft-fa	pct	off	def	tot	avg	pf	fo	ast	to	blk	stl	pts	avg
2018-19	16-0	96/6.0	3-15	.200	0-0	.000	10-16	.625	6	12	18	1.1	6	0	7	7	1	2	16	1.0
2019-20	25-0	196/7.8	12-40	.300	0-2	.000	13-25	.520	28	22	50	2.0	16	0	9	14	2	4	37	1.5
TOTAL	41-0	292/7.1	15-55	.273	0-2	.000	23-41	.561	34	34	68	1.7	22	0	16	21	3	6	53	1.3



Junior | Guard | 5-8
Amelia, Va. | Amelia Academy

Becca
ARRINGTON

4

As a Sophomore (2018-2019)

- Played in 19 games for R-MC
- Scored a season-high 16 points against Va. Wesleyan on February 12
- Made a season-and-career high seven rebounds against Guilford on February 16
- Averaged nearly 35% from both the field and beyond-the-arc
- Led the team in 3-pt percentage
- Scored an average of 6.0 points-per-game

As a Freshman (2017-2018)

- Played in all 29 games for R-MC
- Started in 5 games for the Yellow Jackets
- Averaged 6.1 points per game
- Shot 32% from beyond the arc
- Tied for 1st on team with 31 Three Pointers made
- Had a season high 19 points against Hollins on December 5

High School

- Helped the Patriots to three VCC tournament championships and two VCC regular-season championships
- Helped Amelia Academy to three VISAA State tournament appearances
- Was named the 2014-15 and 2016-17 VCC Tournament MVP and named to the VCC All-Conference First Team three times and the VISAA All-State First Team three times
- Earned VCC Player of the Year honors in her senior year
- Won letter for volleyball.

Personal

- Daughter of Angie and Sam
- Favorite book is Teammates Matter by Alan Williams
- Favorite movie is Survive and Advance
- Favorite food is burgers

2019-20 Game-by-Game

Opponent	Date	gs	min	Total		3-Pointers		Free throws		Rebounds			a t/o blk stl			pts	avg				
				fg-fga	pct	3fg-fga	pct	ft-fga	pct	off	def	tot	pf	a	t/o			blk	stl		
vs Pfeiffer	11/15/19	10	0-5	.000	0-4	.000	0-0	.000	0	8	8	0	1	2	1	1	0	0	0.0		
vs Oglethorpe	11/16/19	24	2-10	.200	1-6	.167	0-0	.000	1	3	4	6	0	0	4	1	1	5	2.5		
at Wash. & Lee	11/19/19	20	2-5	.400	2-4	.500	1-2	.500	0	0	0	4	2	0	2	0	0	7	4.0		
at Roanoke	11/26/19	* 34	1-6	.167	0-3	.000	8-10	.800	0	5	5	4	3	1	0	2	0	3	10	5.5	
EAST. MENNONITE	12/03/19	* 20	3-10	.300	2-6	.333	3-4	.750	1	3	4	4	2	0	3	0	0	11	6.6		
MARY WASHINGTON	12/05/19	* 21	3-9	.333	2-5	.400	3-3	1.000	1	0	1	3	2	0	3	0	1	11	7.3		
at Chris. Newport	12/07/19	* 30	6-11	.545	4-7	.571	2-2	1.000	1	0	1	3	5	5	6	0	2	18	8.9		
LYNCHBURG	01/02/20	* 24	3-9	.333	0-3	.000	2-2	1.000	1	2	3	3	1	6	3	0	3	8	8.8		
at Hollins	01/04/20	* 31	4-11	.364	3-7	.429	1-2	.500	0	4	4	3	4	2	7	0	1	12	9.1		
at Bridgewater College	1/8/20	* 29	1-9	.111	1-5	.200	3-4	.750	0	5	5	3	5	3	0	5	0	3	6	8.8	
GUILFORD	01/11/20	* 25	2-9	.222	0-4	.000	4-5	.800	1	3	4	3	5	4	4	7	0	1	8	8.7	
at Randolph	01/15/20	* 24	2-7	.286	1-4	.250	0-0	.000	1	4	5	3	7	1	0	2	0	1	5	8.4	
ROANOKE	01/18/20	* 19	2-5	.400	1-4	.250	1-2	.500	0	0	0	3	4	3	2	0	0	6	8.2		
at East. Mennonite	01/21/20	* 21	5-8	.625	1-3	.333	3-5	.600	0	3	3	3	4	0	4	0	2	14	8.6		
HOLLINS	01/25/20	* 21	2-8	.250	1-3	.333	0-0	.000	1	5	6	3	5	0	4	1	0	5	8.4		
VA. WESLEYAN	01/28/20	* 25	5-9	.556	2-3	.667	1-2	.500	1	2	3	3	5	3	2	1	0	13	8.7		
at Emory & Henry	02/01/20	* 30	5-15	.333	3-10	.300	1-1	1.000	2	2	4	3	5	4	3	7	0	1	14	9.0	
at St. Mary's (MD)	02/04/20	* 19	6-9	.667	5-6	.833	0-0	.000	0	6	6	3	7	0	1	5	0	1	17	9.4	
WASH. & LEE	02/08/20	* 28	7-15	.467	2-6	.333	0-0	.000	0	2	2	3	6	1	2	3	0	1	16	9.8	
RANDOLPH	02/11/20	* 27	3-10	.300	2-6	.333	0-2	.000	1	1	2	3	5	2	2	3	0	0	8	9.7	
at Ferrum	2/15/20	* 29	5-12	.417	5-8	.625	0-0	.000	0	1	1	3	4	1	2	2	0	2	15	10.0	
SHENANDOAH	02/18/20	* 34	3-9	.333	3-5	.600	0-0	.000	1	8	9	3	6	3	5	3	0	4	9	9.9	
at Lynchburg	02/22/20	* 36	4-9	.444	2-4	.500	2-5	.400	0	6	6	3	7	3	2	0	0	2	12	10.0	
vs Shenandoah	02/27/20	* 29	3-5	.600	1-1	1.000	4-4	1.000	0	2	2	3	7	2	0	1	0	0	11	10.0	
vs Emory & Henry	02/29/20	* 29	0-3	.000	0-3	.000	0-0	.000	0	2	2	3	6	2	4	5	0	1	0	9.6	
vs Guilford	03/01/20	* 32	6-9	.667	4-5	.800	0-0	.000	1	2	3	3	6	0	2	1	0	2	16	9.9	
Totals		23	671	85-227	.374	48-125	.384	39-55	.709	14	79	93	3	6	52	58	76	2	33	257	9.9

Single Game Highs

2019-2020	Stat	Career
18	CNU, 12/07/19	Points 19
9	Shenandoah, 02/18/20	Rebounds 9
6	Lynchburg, 01/02/20	Assists 6
4	Shenandoah, 02/18/20	Steals 4
1	2x, Oglethorpe, 11/16/19	Blocks 1
7	W&L, 02/08/20	FG Made 6
15	W&L, 02/08/20	FG Attempted 14
5	Ferrum, 02/15/20	3FG Made 5
10	E&H, 02/01/20	3FG Attempted 14
8	Roanoke, 11/26/19	FT Made 8
10	Roanoke, 11/26/19	FT Attempted 10

Career Summary

Season	gp-gs	min/avg	Total		3-Point		F-Throws		Rebounds				Scoring							
			fg-fga	pct	fg-fga	pct	ft-fga	pct	off	def	tot	avg	pf	fo	ast	to	blk	stl	pts	avg
2017-18	29-5	548/18.9	51-167	.305	31-97	.320	45-68	.662	28	56	84	2.9	26	0	32	47	3	22	178	6.1
2018-19	19-2	252/13.3	35-104	.337	22-63	.349	22-34	.647	11	38	49	2.6	23	0	10	15	1	10	114	6.0
2019-20	26-23	671/25.8	85-227	.374	48-125	.384	39-55	.709	14	79	93	3.6	52	2	58	76	2	33	257	9.9
TOTAL	74-30	1471/19.9	171-498	.343	101-285	.354	106-157	.675	53	173	226	3.1	101	2	100	138	6	65	549	7.4



Freshman | Guard | 5-8
Purcellville, Va. | Loudoun Valley

Haley
PASQUALONE

10

High School

- McDonalds All-American Nominee
- U.S. Marine Corps Distinguished Student-Athlete
- Finished season in the state tournament three time over high school career, including in the state quarterfinals as a senior
- Earned two First Team All-Conference, All-County and All-Region honors
- Was named Honorable Mention All-State twice
- National Honor Society member and earned Honor Roll placement

Personal

- Daughter of Traci and Frank
- Favorite book is The Glass Castle
- Favorite TV Show is Grey's Anatomy
- Favorite vacation spot is the outer banks

2019-20 Game-by-Game

Opponent	Date	gs	min	Total		3-Pointers		Free throws		Rebounds			pf	a	to	blk	stl	pts	avg		
				fg-fga	pct	3fg-fga	pct	ft-fga	pct	off	def	tot								avg	
WILLIAM PEACE	11/09/19	*	24	2-7	.286	0-3	.000	0-0	.000	0	1	1	1.0	3	5	3	0	2	4	4.0	
vs Pfeiffer	11/15/19	*	20	1-3	.333	1-1	1.000	1-2	.500	0	1	1	1.0	3	1	1	1	1	4	4.0	
vs Oglethorpe	11/16/19	dnp	-	-	-	-	-	-	-	-	-	-	-	-	-	-	-	-	-	-	
at Chris. Newport	12/07/19	dnp	-	-	-	-	-	-	-	-	-	-	-	-	-	-	-	-	-	-	
at Bridgewater College	1/8/20		11	0-2	.000	0-2	.000	0-0	.000	0	1	1	1.0	2	2	0	1	0	2	2.7	
GUILFORD	01/11/20		17	0-1	.000	0-1	.000	0-0	.000	0	1	1	1.0	2	2	0	0	0	2	2.0	
at Randolph	01/15/20		13	0-0	.000	0-0	.000	1-2	.500	0	1	1	1.0	0	3	0	0	0	1	1.8	
ROANOKE	01/18/20		20	1-2	.500	1-2	.500	0-0	.000	1	3	4	1.5	3	3	1	0	1	3	2.0	
at East. Mennonite	01/21/20		14	1-4	.250	1-3	.333	0-0	.000	2	0	2	1.6	3	1	0	1	0	3	2.1	
HOLLINS	01/25/20		18	2-6	.333	2-4	.500	0-0	.000	1	1	2	1.6	0	2	0	0	0	6	2.6	
VA. WESLEYAN	01/28/20		13	2-4	.500	1-2	.500	0-0	.000	2	1	3	1.8	1	1	0	0	2	5	2.9	
at Emory & Henry	02/01/20		10	1-3	.333	1-1	1.000	2-2	1.000	1	1	2	1.8	1	1	0	0	0	5	3.1	
at St. Mary's (MD)	02/04/20		17	2-7	.286	1-2	.500	0-0	.000	0	1	1	1.7	0	1	1	0	1	5	3.3	
WASH. & LEE	02/08/20		18	2-5	.400	1-3	.333	0-0	.000	0	3	3	1.8	1	0	0	0	1	5	3.4	
RANDOLPH	02/11/20		11	0-4	.000	0-4	.000	0-0	.000	1	0	1	1.8	2	0	1	0	0	0	3.2	
at Ferrum	2/15/20		9	0-2	.000	0-2	.000	0-0	.000	1	0	1	1.7	0	0	0	0	1	0	2.9	
SHENANDOAH	02/18/20		7	0-1	.000	0-1	.000	0-0	.000	0	0	0	1.6	0	1	0	0	0	0	2.7	
at Lynchburg	02/22/20		6	1-2	.500	1-2	.500	0-0	.000	0	0	0	1.5	0	0	0	0	0	3	2.8	
vs Shenandoah	02/27/20		8	0-0	.000	0-0	.000	0-0	.000	0	1	1	1.5	1	0	1	0	0	0	2.6	
vs Emory & Henry	02/29/20		11	0-3	.000	0-1	.000	0-0	.000	0	0	0	1.4	1	4	0	0	0	0	2.4	
vs Guilford	03/01/20		6	1-1	1.000	1-1	1.000	0-0	.000	0	0	0	1.3	2	0	1	0	0	3	2.5	
Totals			2	253	16-57	.281	11-35	.314	4-6	.667	9	16	25	1.3	25	27	15	2	10	47	2.5

Single Game Highs

2019-2020	Stat	Career	
6	Hollins, 01/25/20	Points	Same
4	Roanoke, 01/18/20	Rebounds	Same
5	William Peace, 11/9/19	Assists	Same
2	William Peace, 11/9/19	Steals	Same
1	Pfeiffer, 11/15/19	Blocks	Same
2	2x, Hollins, 01/25/20	FG Made	Same
7	2x, St. Mary's, 02/04/20	FG Attempted	Same
2	Hollins, 01/25/20	3FG Made	Same
4	Randolph, 02/11/20	3FG Attempted	Same
2	E&H, 02/01/20	FT Made	Same
2	2x, E&H, 02/01/20	FT Attempted	Same

Career Summary

Season	gp-gs	min/avg	Total		3-Point		F-Throws		Rebounds				Scoring							
			fg-fga	pct	fg-fga	pct	ft-fga	pct	off	def	tot	avg	pf	fo	ast	to	blk	stl	pts	avg
2019-20	19-2	253/13.3	16-57	.281	11-35	.314	4-6	.667	9	16	25	1.3	25	0	27	15	2	10	47	2.5
TOTAL	19-2	253/13.3	16-57	.281	11-35	.314	4-6	.667	9	16	25	1.3	25	0	27	15	2	10	47	2.5



Sophomore | Guard | 5-6

Raleigh, N.C. | St. Thomas More Academy

**Janelle
DE GUZMAN**

12

As a Freshman (2018-2019)

- Saw action in nine games
- Made three 3-pointers in the course of the season, representing all of her field goals in 2018-2019
- Tallied 11 points this season

Personal

- Daughter of Mary Jane and Emmanuel
- Favorite Book is The Help
- Favorite Movie is The Blind Side
- Favorite food is pasta

High School

- Named Conference Player of the Year for the 2017-18 season
- Earned a conference championship with the Chancellors in 2016-17 and appeared in the same Championship a year later
- Graduated from St. Thomas More as Magna Cum Laude

2019-20 Game-by-Game

Opponent	Date	gs	min	Total		3-Pointers		Free throws		Rebounds				pts	avg					
				fg-fga	pct	3fg-fga	pct	ft-fa	pct	off	def	tot	avg							
WILLIAM PEACE	11/09/19	5		0-3	.000	0-2	.000	0-0	.000	0	0	0	0	0	0	0.0				
vs Pfeiffer	11/15/19	16		3-6	.500	0-3	.000	3-3	1.000	1	1	2	1.0	0	1	9	4.5			
vs Oglethorpe	11/16/19	1		0-0	.000	0-0	.000	0-0	.000	0	0	0	0.7	0	0	0	3.0			
at Wash. & Lee	11/19/19	9		0-3	.000	0-2	.000	2-4	.500	0	0	0	0.5	1	0	1	2	2.8		
EAST. MENNONITE	12/03/19	10		0-0	.000	0-0	.000	0-0	.000	0	0	0	0.4	0	1	1	0	2.2		
at Chris. Newport	12/07/19	11		1-5	.200	1-2	.500	1-2	.500	0	0	0	0.3	2	1	1	0	4	2.5	
LYNCHBURG	01/02/20	5		1-3	.333	0-1	.000	0-2	.000	0	1	1	0.4	0	0	1	0	2	2.4	
at Hollins	01/04/20	3		0-2	.000	0-1	.000	0-0	.000	0	0	0	0.4	0	0	0	0	0	2.1	
at Bridgewater College	1/8/20	2		0-0	.000	0-0	.000	0-0	.000	0	0	0	0.3	0	0	1	0	1	1.9	
GUILFORD	01/11/20	1		0-0	.000	0-0	.000	0-0	.000	0	0	0	0.3	0	0	1	0	0	1.7	
at Randolph	01/15/20	6		0-0	.000	0-0	.000	2-2	1.000	0	1	1	0.4	0	0	0	0	0	1.7	
ROANOKE	01/18/20	1		1-1	1.000	1-1	1.000	0-0	.000	0	0	0	0.3	0	0	0	0	0	3	1.8
at East. Mennonite	01/21/20	14		1-3	.333	1-2	.500	0-0	.000	0	1	1	0.4	1	2	0	0	1	3	1.9
HOLLINS	01/25/20	5		0-1	.000	0-1	.000	1-2	.500	0	1	1	0.4	0	1	2	0	0	1	1.9
VA. WESLEYAN	01/28/20	5		0-0	.000	0-0	.000	0-0	.000	0	0	0	0.4	0	0	0	0	0	0	1.7
at Emory & Henry	02/01/20	3		0-0	.000	0-0	.000	0-0	.000	0	0	0	0.4	0	0	0	0	0	0	1.6
at St. Mary's (MD)	02/04/20	8		1-1	1.000	1-1	1.000	0-0	.000	0	0	0	0.4	3	0	2	0	0	3	1.7
RANDOLPH	02/11/20	2		0-0	.000	0-0	.000	0-0	.000	0	0	0	0.3	0	0	1	0	1	0	1.6
at Ferrum	2/15/20	chrp		-	-	-	-	-	-	-	-	-	-	-	-	-	-	-	-	-
vs Shenandoah	02/27/20	0		0-0	.000	0-0	.000	0-0	.000	0	0	0	0.3	0	0	0	0	0	0	1.5
vs Guilford	03/01/20	1		0-0	.000	0-0	.000	0-0	.000	0	0	0	0.3	0	0	0	0	0	0	1.5
Totals		0	108	8-28	.286	4-16	.250	9-15	.600	1	5	6	0.3	7	6	14	0	5	29	1.5

Single Game Highs

2019-2020		Stat	Career	
9	Pfeiffer, 11/15/19	Points	9	Pfeiffer, 11/15/19
2	Pfeiffer, 11/15/19	Rebounds	2	Pfeiffer, 11/15/19
1	3x, CNU, 01/02/20	Assists	2	Hollins, 12/01/18
1	3x, Bridgewater 01/08/20	Steals	1	4x, Bridgewater 01/08/20
N/A		Blocks	1	Hollins, 12/01/18
3	Pfeiffer, 11/15/19	FG Made	3	Pfeiffer, 11/15/19
6	Pfeiffer, 11/15/19	FG Attempted	6	Pfeiffer, 11/15/19
1	St. Mary's, 02/04/20	3FG Made	2	Hollins, 12/05/17
3	Pfeiffer, 11/15/19	3FG Attempted	5	Hollins, 12/01/18
3	Pfeiffer, 11/15/19	FT Made	3	Pfeiffer, 11/15/19
3	Pfeiffer, 11/15/19	FT Attempted	3	Pfeiffer, 11/15/19

Career Summary

Season	gp-gs	min/avg	Total		3-Point		F-Throws		Rebounds				Scoring							
			fg-fga	pct	fg-fga	pct	ft-fa	pct	off	def	tot	avg	pf	fo	ast	to	blk	stl	pts	avg
2018-19	9-0	34/3.8	3-12	.250	3-11	.273	2-4	.500	0	2	2	0.2	1	0	4	7	1	1	11	1.2
2019-20	20-0	108/5.4	8-28	.286	4-16	.250	9-15	.600	1	5	6	0.3	7	0	6	14	0	5	29	1.5
TOTAL	29-0	142/4.9	11-40	.275	7-27	.259	11-19	.579	1	7	8	0.3	8	0	10	21	1	6	40	1.4



Freshman | Guard/Forward | 5-7
Parkville, Md. | St. Paul's School for Girls

Devan
CONRAD

13

High School

- Earned a conference championship with the Gators
- Earned a pair of All-Conference nods and was named to four All-Tournament teams
- Served as team captain from sophomore through senior years
- Also earned letters for soccer, golf and track
- Member of the Academic Honor Roll and Spanish National Honor Society

Personal

- Daughter of Jennifer and Patrick
- Favorite book is To Kill A Mockingbird
- Favorite food is caesar salad
- Favorite vacation spot is Bermuda

2019-20 Game-by-Game

Opponent	Date	gs	min	Total		3-Pointers		Free throws		Rebounds				pf	a	to	blk	stl	pts	avg	
				fg-fga	pct	3fg-fga	pct	ft-fa	pct	off	def	tot	avg								
WILLIAM PEACE	11/09/19	*	27	3-7	.429	0-0	.000	3-4	.750	3	2	5	5.0	1	1	3	0	2	9	9.0	
vs Pfeiffer	11/15/19	*	23	3-8	.375	0-0	.000	0-0	.000	3	5	8	6.5	1	1	0	0	6	7.5		
vs Oglethorpe	11/16/19	*	11	1-4	.250	0-1	.000	0-0	.000	1	0	1	4.7	5	0	1	0	2	5.7		
at Wash. & Lee	11/19/19	*	23	5-10	.500	0-0	.000	4-4	1.000	1	2	3	4.3	5	0	4	1	4	14	7.8	
EAST. MENNONITE	12/03/19	*	20	3-6	.500	0-0	.000	0-0	.000	1	1	2	3.8	2	1	1	0	6	7.4		
MARY WASHINGTON	12/03/19	*	25	0-3	.000	0-0	.000	0-0	.000	0	3	3	3.7	3	2	5	1	0	6	6.2	
at Chris. Newport	12/07/19	*	15	0-5	.000	0-2	.000	0-0	.000	4	1	5	3.9	2	4	2	0	0	5	5.3	
LYNCHBURG	01/02/20	*	15	1-1	1.000	0-0	.000	2-2	1.000	0	0	0	3.4	3	2	0	0	2	4	5.1	
at Hollins	01/04/20	*	17	0-4	.000	0-0	.000	0-0	.000	2	1	3	3.3	4	3	0	0	1	0	4.6	
at Bridgewater College	1/8/20	*	11	0-2	.000	0-1	.000	0-0	.000	0	0	0	3.0	1	0	0	0	2	0	4.1	
GUILFORD	01/11/20	*	14	0-3	.000	0-0	.000	0-0	.000	1	0	1	2.8	1	0	2	0	0	3	3.7	
at Randolph	01/15/20	*	20	1-3	.333	0-1	.000	0-0	.000	0	1	1	2.7	4	1	2	0	0	2	3.6	
ROANOKE	01/18/20		5	0-0	.000	0-0	.000	0-0	.000	0	0	0	2.5	2	0	2	0	0	0	3.3	
at East. Mennonite	01/21/20		16	2-6	.333	0-1	.000	0-0	.000	1	3	4	2.6	3	1	3	1	2	4	3.4	
HOLLINS	01/25/20		11	0-0	.000	0-0	.000	0-2	.000	0	1	1	2.5	1	0	1	0	0	0	3.1	
VA. WESLEYAN	01/28/20		12	0-1	.000	0-0	.000	0-0	.000	0	0	0	2.3	0	0	3	0	0	3	2.9	
at Emory & Henry	02/01/20		8	1-3	.333	0-0	.000	0-0	.000	0	0	0	2.2	1	0	0	0	0	2	2.9	
at St. Mary's (MD)	02/04/20		20	0-4	.000	0-0	.000	1-4	.250	1	1	2	2.2	2	1	2	2	1	1	2.8	
WASH. & LEE	02/08/20		3	0-0	.000	0-0	.000	0-0	.000	0	0	0	2.1	0	0	0	0	0	0	2.6	
RANDOLPH	02/11/20		7	0-2	.000	0-0	.000	0-0	.000	2	0	2	2.1	0	0	2	0	0	0	2.5	
at Ferrum	2/15/20		15	2-4	.500	1-1	1.000	2-4	.500	1	1	2	2.0	2	1	0	0	0	7	2.7	
SHENANDOAH	02/18/20		15	1-4	.250	1-2	.500	0-0	.000	0	0	0	2.0	2	0	0	1	1	3	2.7	
at Lynchburg	02/22/20		5	0-1	.000	0-0	.000	0-0	.000	0	0	0	1.9	3	0	0	0	0	0	2.6	
vs Shenandoah	02/27/20		9	1-3	.333	0-1	.000	0-0	.000	0	1	1	1.8	2	0	3	0	0	2	2.6	
vs Emory & Henry	02/29/20		5	1-1	1.000	0-0	.000	0-0	.000	0	0	0	1.8	0	0	0	0	0	2	2.6	
vs Guilford	03/01/20		8	1-1	1.000	0-0	.000	0-0	.000	1	0	1	1.7	1	0	1	0	0	2	2.5	
Totals			12	360	26-86	.302	2-10	.200	12-20	.600	22	23	45	1.7	53	18	38	6	18	66	2.5

Single Game Highs

2019-2020		Stat	Career
14	Wash. & Lee, 11/19/19	Points	Same
8	Pfeiffer, 11/15/19	Rebounds	Same
4	CNU, 12/07/19	Assists	Same
4	Wash. & Lee, 11/19/19	Steals	Same
2	St. Mary's, 02/04/20	Blocks	Same
5	Wash. & Lee, 11/19/19	FG Made	Same
10	Wash. & Lee, 11/19/19	FG Attempted	Same
1	Shenandoah, 02/18/20	3FG Made	Same
2	2x, Shenandoah, 02/18/20	3FG Attempted	Same
4	Wash. & Lee, 11/19/19	FT Made	Same
4	3x, Ferrum, 02/15/20	FT Attempted	Same

Career Summary

Season	gp-gs	min/avg	Total		3-Point		F-Throws		Rebounds				Scoring							
			fg-fga	pct	fg-fga	pct	ft-fa	pct	off	def	tot	avg	pf	fo	ast	to	blk	stl	pts	avg
2019-20	26-12	360/13.8	26-86	.302	2-10	.200	12-20	.600	22	23	45	1.7	53	2	18	38	6	18	66	2.5
TOTAL	26-12	360/13.8	26-86	.302	2-10	.200	12-20	.600	22	23	45	1.7	53	2	18	38	6	18	66	2.5



Sophomore | Guard/Forward | 5-11
 Studley, Va. | St. Gertrude

**Aimee
 DeBELL**

21

As A Freshman (2018-19)

- Top 20 rebounder in ODAC, collecting 139 total rebounds
- Scored a career-and-season high 16 points
- Averaged 6.5 points-per-game
- Collected a season-high 11 rebounds against Va. Wesleyan on January 15
- Made a season-high four blocks against Bridgewater on January 22

Personal

- Daughter of Jennifer and James
- Favorite Book is The Longest Winter
- Favorite Movie is The Heat
- Favorite Food is Pizza
- Also plays soccer for Randolph-Macon

High School

- Played Soccer and Basketball for Saint Gertrude High School
- The Gators went to the Basketball and Soccer State tournament in 2015 and went to the Basketball State tournament in 2016-2018
- MVP of the Basketball team in 2016 and 2017
- CarMax Summer League MVP 2016 and 2017
- All-LIS in basketball in 2018
- MVP of the Soccer team in 2016-2018
- All-LIS in Soccer in 2016 and 2017
- Graduated high school with all honors

2018-19 Game-by-Game

Opponent	Date	gs	min	Total		3-Pointers		Free throws		Rebounds			pf	a	tlo	blk	stl	pts	avg		
				fg-fga	pct	3fg-fga	pct	ft-fa	pct	off	def	tot								avg	
WILLIAM PEACE	11/08/19	*	35	6-11	.545	0-0	.000	1-2	.500	3	6	9	9.0	2	2	0	5	13	13.0		
vs Pfeiffer	11/15/19	*	21	3-10	.300	0-0	.000	0-0	.000	0	5	5	7.0	0	2	0	1	2	6	9.5	
vs Oglethorpe	11/16/19	*	32	2-5	.400	0-0	.000	2-2	1.000	0	2	2	5.3	0	1	3	1	0	6	8.3	
at Wash. & Lee	11/19/19	*	21	1-7	.143	0-0	.000	0-0	.000	0	3	3	4.8	1	0	1	2	0	2	6.8	
at Roanoke	11/26/19	*	23	2-6	.333	0-0	.000	2-2	1.000	1	6	7	5.2	1	2	5	0	2	6	6.6	
EAST. MENNONITE	12/03/19		20	7-10	.700	0-0	.000	0-0	.000	0	3	3	4.8	0	0	1	2	0	14	7.8	
MARY WASHINGTON	12/05/19		20	0-5	.000	0-0	.000	2-2	1.000	0	2	2	4.4	1	0	0	2	0	2	7.0	
at Chris. Newport	12/07/19	*	30	5-10	.500	0-0	.000	2-2	1.000	5	3	8	4.9	1	3	2	0	3	12	7.6	
LYNCHBURG	01/02/20		21	3-9	.333	0-0	.000	0-0	.000	0	2	2	4.6	0	1	1	3	4	6	7.4	
at Hollins	01/04/20		20	1-3	.333	0-0	.000	0-2	.000	0	1	1	4.2	0	0	2	0	0	2	6.9	
at Bridgewater College	1/8/20		9	0-5	.000	0-0	.000	0-0	.000	2	0	2	4.0	0	1	0	0	1	0	6.3	
GUILFORD	01/11/20		21	5-7	.714	0-0	.000	0-0	.000	5	2	7	4.3	0	2	1	0	0	10	6.6	
at Randolph	01/15/20		16	1-4	.250	0-1	.000	0-0	.000	0	0	0	3.9	0	0	0	0	0	2	6.2	
ROANOKE	01/18/20		22	2-8	.250	0-0	.000	2-2	1.000	2	4	6	4.1	1	2	1	0	1	6	6.2	
at East. Mennonite	01/21/20	*	25	5-9	.556	0-0	.000	0-0	.000	2	3	5	4.1	0	1	1	2	0	10	6.5	
HOLLINS	01/25/20		15	3-10	.300	0-0	.000	1-2	.500	2	2	4	4.1	2	0	0	1	1	7	6.5	
VA. WESLEYAN	01/28/20		18	3-8	.375	0-0	.000	0-0	.000	0	5	5	4.2	0	1	2	1	1	6	6.5	
at Emory & Henry	02/01/20		20	3-5	.600	0-0	.000	0-0	.000	3	2	5	4.2	0	0	0	0	1	6	6.4	
at St. Mary's (MD)	02/04/20		18	4-6	.667	0-0	.000	0-0	.000	0	5	5	4.3	1	2	2	0	2	8	6.5	
WASH. & LEE	02/08/20		23	2-9	.222	0-0	.000	3-6	.500	0	1	1	4.1	2	1	0	0	1	7	6.6	
RANDOLPH	02/11/20		15	1-4	.250	0-0	.000	0-0	.000	0	2	2	4.0	0	1	0	1	0	2	6.3	
at Ferrum	2/15/20		10	1-6	.167	0-0	.000	0-0	.000	0	3	3	4.0	1	0	0	0	0	2	6.1	
SHENANDOAH	02/18/20		12	1-2	.500	0-0	.000	0-0	.000	0	2	2	3.9	0	1	1	0	0	2	6.0	
at Lynchburg	02/22/20		5	1-1	1.000	0-0	.000	0-0	.000	0	1	1	3.8	0	0	2	0	0	2	5.8	
vs Shenandoah	02/27/20		21	5-8	.625	0-0	.000	0-0	.000	2	6	8	3.9	2	0	2	0	2	10	6.0	
vs Emory & Henry	02/29/20		17	2-4	.500	0-0	.000	3-4	.750	0	2	2	3.8	1	0	1	0	2	7	6.0	
vs Guilford	03/01/20		19	0-3	.000	0-0	.000	0-0	.000	1	2	3	3.8	0	0	1	0	1	0	5.8	
Totals			7	529	69-175	.394	0-1	.000	18-26	.692	28	75	103	3.8	16	23	31	16	29	156	5.8

Single Game Highs

2019-2020		Stat	Career
14	EMU, 12/03/19	Points	16 2x, Bridgewater 01/22/19
9	William Peace, 11/08/19	Rebounds	11 Va. Wesleyan, 01/15/19
3	CNU, 12/07/19	Assists	3 CNU, 01/02/20
5	William Peace, 11/08/19	Steals	5 2x, William Peace, 11/08/19
3	Lynchburg, 01/02/20	Blocks	4 Bridgewater 01/22/19
7	EMU, 12/03/19	FG Made	7 Bridgewater 01/22/19
11	William Peace, 11/08/19	FG Attempted	15 Va. Wesleyan, 01/15/19
	N/A	3FG Made	N/A
1	Randolph, 01/15/20	3FG Attempted	N/A
3	E&H, 02/29/20	FT Made	4 Salisbury, 12/19/18
4	E&H, 02/29/20	FT Attempted	4 2x, E&H, 02/29/20

Career Summary

Season	gp-gs	min/avg	Total		3-Point		F-Throws		Rebounds				Scoring							
			fg-fga	pct	fg-fga	pct	ft-fa	pct	off	def	tot	avg	pf	fo	ast	to	blk	stl	pts	avg
2018-19	25-15	561/22.4	71-151	.470	0-0	.000	24-37	.649	59	80	139	5.6	26	0	15	31	20	22	166	6.6
2019-20	27-7	529/19.6	69-175	.394	0-1	.000	18-26	.692	28	75	103	3.8	16	0	23	31	16	29	156	5.8
TOTAL	52-22	1090/21.0	140-326	.429	0-1	.000	42-63	.667	87	155	242	4.7	42	0	38	62	36	51	322	6.2



Freshman | Guard | 5-4
Midlothian, Va. | Powhatan

Kylee
MAIOLO

22

As A Freshman (2018-2019)

- Played in nine games in her first season with the Yellow Jackets
- Scored five points twice, creating her season-and-career high twice, most recently against Ferrum on February 2
- Had a season-high two rebounds and two assists against St. Mary's on December 6

- Also competed in Cross Country, Soccer and Field Hockey for the Indians
- Earned All-District and All-Region nods in Field Hockey in 2016 and 2017

Personal

- Daughter of Nancy and Nick
- Favorite book is Magic Tree House
- Favorite movie is Lilo and Stitch
- Favorite food is Chinese food

High School

- Earned First Team All-District and Second Team All-Region honors for basketball in 2018
- Honored as the Powhatan High School's Female Athlete of the Year for 2018
- Earned Second Team All-District nods for basketball in 2016 and 2017

2019-20 Game-By-Game

Opponent	Date	gs	min	Total		3-Pointers		Free throws		Rebounds				pf	a	tlo	blk	stl	pts	avg
				fg-fga	pct	3fg-fga	pct	ft-fga	pct	off	def	tot	avg							
at St. Mary's (MD)	02/04/20	1		0-0	.000	0-0	.000	0-0	.000	0	0	0	0.0	1	0	0	0	0	0	0.0
RANDOLPH	02/11/20	2		0-1	.000	0-0	.000	0-0	.000	0	1	1	0.5	0	0	1	0	0	0	0.0
at Ferrum	2/15/20	2		0-0	.000	0-0	.000	0-0	.000	0	0	0	0.3	0	0	0	0	0	0	0.0
vs Shenandoah	02/27/20	0		0-1	.000	0-1	.000	0-0	.000	0	0	0	0.3	0	0	0	0	0	0	0.0
vs Guilford	03/01/20	1		0-1	.000	0-0	.000	0-0	.000	0	0	0	0.2	1	0	0	0	0	0	0.0
Totals		0	6	0-3	.000	0-1	.000	0-0	.000	0	1	1	0.2	2	0	1	0	0	0	0.0

Single Game Highs

2019-20		Stat	Career
		Points	5 2x, Ferrum 02/02/19
1	Randolph, 02/11/20	Rebounds	2 2x, St. Mary's 12/06/18
		Assists	2 2x, St. Mary's 12/06/18
		Steals	1 Valley Forge, 11/16/18
		Blocks	N/A
		FG Made	2 2x, Ferrum 02/02/19
		FG Attempted	4 2x, Ferrum 02/02/19
		3FG Made	1 2x, Hollins, 12/01/18
		3FG Attempted	1 2x, Hollins, 12/01/18
		FT Made	1 2x, St. Mary's 12/06/18
		FT Attempted	2 3x, Ferrum 02/02/19

Career Summary

Season	gp-gs	min/avg	Total		3-Point		F-Throws		Rebounds				Scoring							
			fg-fga	pct	fg-fga	pct	ft-fga	pct	off	def	tot	avg	pf	fo	ast	to	blk	stl	pts	avg
2018-19	11-0	60/5.5	9-17	.529	2-2	1.000	6-10	.600	6	0	6	0.5	9	0	5	6	1	3	26	2.4
2019-20	5-0	6/1.2	0-3	.000	0-1	.000	0-0	.000	0	1	1	0.2	2	0	0	1	0	0	0	0.0
TOTAL	16-0	66/4.1	9-20	.450	2-3	.667	6-10	.600	6	1	7	0.4	11	0	5	7	1	3	26	1.6



Junior | Guard | 5-8
Glenville, Pa. | Delone Catholic

Elise
KNOBLOCH

25

As a Sophomore (2018-19)

- Appeared in 25 games for R-MC in 2018-19, getting four starts
- Averaged 2.8 points-per-game and hit 24% of her shots
- Made 29 assists in 2018-19, an average of 1.1 per game
- Made an average of one steal per game
- Set career-highs for points (10 vs. Ferrum, Jan. 5) and rebounds (7 vs. Guilford on Feb. 16)

High School

- Named Tip-Off Tournament champions as well as district runners-up and county runners-up in basketball
- Named Honorable Mention All-State
- Also competed in track and earned two letters for it
- Member of National Honor Society

As a Freshman (2017-18)

- Appeared in 28 games for R-MC
- Tied for 4th on team in steals
- Averaged 2.6 rebounds per game and 1.3 assists per game
- Poured in 10 points against Methodist and Bridgewater

Personal

- Daughter of Josie and Bill
- Favorite book is All the Missing Girls
- Favorite movie is 50 First Dates
- Favorite food is pasta

2019-20 Game-by-Game

Opponent	Date	gs	min	Total		3-Pointers		Free throws		Rebounds				pf	a	tlo	blk	stl	pts	avg
				fg-fga	pct	3fg-fga	pct	ft-fa	pct	off	def	tot	avg							
WILLIAM PEACE	11/09/19	14	1-2	.500	0-1	.000	2-2	1.000	0	1	1	1.0	3	1	2	0	0	4	4.0	
vs Pfeiffer	11/15/19	12	1-1	1.000	0-0	.000	0-0	.000	0	1	1	1.0	0	2	3	0	2	2	3.0	
vs Oglethorpe	11/16/19	* 26	3-6	.500	1-3	.333	2-3	.667	0	0	0	0.7	4	3	4	0	0	9	5.0	
at Wash. & Lee	11/19/19	* 30	1-7	.143	0-3	.000	0-0	.000	2	3	5	1.8	1	1	2	0	2	2	4.3	
at Roanoke	11/26/19	16	1-6	.167	0-2	.000	0-0	.000	1	1	2	1.8	1	2	1	0	0	2	3.8	
EAST. MENNONITE	12/03/19	18	1-4	.250	0-0	.000	2-4	.500	3	4	7	2.7	1	5	1	0	2	4	3.8	
MARY WASHINGTON	12/05/19	23	0-3	.000	0-1	.000	1-2	.500	1	1	2	2.6	2	3	0	0	2	1	3.4	
at Chris. Newport	12/07/19	26	1-3	.333	0-1	.000	2-2	1.000	2	1	3	2.6	3	5	11	0	0	4	3.5	
LYNCHBURG	01/02/20	9	0-0	.000	0-0	.000	0-2	.000	1	1	2	2.6	2	0	0	0	1	0	3.1	
at Hollins	01/04/20	12	0-2	.000	0-2	.000	3-4	.750	0	5	5	2.8	0	2	2	0	1	3	3.1	
at Bridgewater College	1/8/20	6	0-1	.000	0-0	.000	1-2	.500	0	0	0	2.5	0	0	1	0	0	1	2.9	
GUILFORD	01/11/20	7	0-0	.000	0-0	.000	0-0	.000	0	0	0	2.3	0	1	0	0	0	0	2.7	
at Randolph	01/15/20	16	0-1	.000	0-1	.000	3-6	.500	0	4	4	2.5	3	1	3	0	0	3	2.7	
ROANOKE	01/18/20	8	0-0	.000	0-0	.000	0-0	.000	0	0	0	2.3	0	3	1	0	2	0	2.5	
at East. Mennonite	01/21/20	16	0-2	.000	0-2	.000	4-4	1.000	0	2	2	2.3	4	2	2	0	0	4	2.6	
HOLLINS	01/25/20	10	0-0	.000	0-0	.000	1-2	.500	1	3	4	2.4	3	1	0	0	0	1	2.5	
VA. WESLEYAN	01/28/20	9	1-1	1.000	0-0	.000	0-0	.000	0	1	1	2.3	1	0	1	0	2	2	2.5	
at Emory & Henry	02/01/20	8	1-3	.333	1-2	.500	0-0	.000	0	1	1	2.2	1	0	0	0	0	3	2.5	
at St. Mary's (MD)	02/04/20	16	0-2	.000	0-1	.000	0-0	.000	1	4	5	2.4	1	1	4	0	0	0	2.4	
WASH. & LEE	02/08/20	7	0-1	.000	0-0	.000	0-0	.000	0	1	1	2.3	2	0	0	0	1	0	2.3	
RANDOLPH	02/11/20	9	0-2	.000	0-0	.000	0-0	.000	0	1	1	2.2	0	2	0	0	0	0	2.1	
at Ferrum	2/15/20	9	0-0	.000	0-0	.000	1-2	.500	2	0	2	2.2	2	1	2	0	2	1	2.1	
SHENANDOAH	02/18/20	9	0-0	.000	0-0	.000	3-4	.750	0	1	1	2.2	1	2	1	0	0	3	2.1	
at Lynchburg	02/22/20	5	0-1	.000	0-1	.000	0-2	.000	0	0	0	2.1	1	1	0	0	0	0	2.0	
vs Shenandoah	02/27/20	10	0-0	.000	0-0	.000	6-6	1.000	1	0	1	2.0	2	1	2	0	1	6	2.2	
vs Emory & Henry	02/29/20	6	0-0	.000	0-0	.000	0-0	.000	0	1	1	2.0	1	0	0	0	0	0	2.1	
vs Guilford	03/01/20	5	0-1	.000	0-1	.000	1-2	.500	1	1	2	2.0	2	1	3	0	2	1	2.1	
Totals		2	342	11-49	.224	2-21	.095	32-49	.653	16	38	54	2.0	41	39	48	0	20	56	2.1

Single Game Highs

2019-2020		Stat	Career
9	Oglethorpe, 11/16/19	Points	10
4x	Ferrum, 01/05/19		
7	EMU, 12/03/19	Rebounds	7
2x	EMU, 12/03/19		
5	2x, CNU, 12/07/19	Assists	6
2x	Hollins, 12/05/17		
2	7x, Guilford, 03/01/20	Steals	6
	Juniata, 11/17/17		
	N/A	Blocks	1
	Lynchburg, 11/29/18		
3	Oglethorpe, 11/16/19	FG Made	4
	Ferrum, 01/05/19		
7	Wash. & Lee, 11/19/19	FG Attempted	8
	Randolph, 01/16/18		
1	2x, E&H, 02/01/20	3FG Made	2
	Emory & Henry, 02/25/18		
3	2x, Wash. & Lee, 11/19/19	3FG Attempted	5
2x	Randolph, 01/16/18		
6	Shenandoah, 02/27/20	FT Made	6
	Shenandoah, 02/27/20		
6	Shenandoah, 02/27/20	FT Attempted	8
2x	Guilford, 02/16/19		

Career Summary

Season	gp-gs	min/avg	Total		3-Point		F-Throws		Rebounds				Scoring							
			fg-fga	pct	fg-fga	pct	ft-fa	pct	off	def	tot	avg	pf	fo	ast	to	blk	stl	pts	avg
2017-18	28-0	502/17.9	32-113	.283	10-52	.192	29-67	.433	21	51	72	2.6	38	0	36	51	0	36	103	3.7
2018-19	27-4	431/16.0	19-80	.238	7-37	.189	27-52	.519	29	36	65	2.4	35	1	30	32	1	26	72	2.7
2019-20	27-2	342/12.7	11-49	.224	2-21	.095	32-49	.653	16	38	54	2.0	41	0	39	48	0	20	56	2.1
TOTAL	82-6	1275/15.5	62-242	.256	19-110	.173	88-168	.524	66	125	191	2.3	114	1	105	131	1	82	231	2.8



Freshman | Forward | 6-1
New Windsor, Md. | Francis Scott Key

Kennedy
CORNICK

31

High School

- Earned a county championship with Francis Scott Key in 2019
- Was Second Team All-County for sophomore through senior years of high school
- Also played volleyball and earned All-County honors for that sport as well
- Member of the Honor Roll

Personal

- Daughter of Darnella and Kevin
- Favorite professional athlete is Candace Parker
- Favorite movie is Are We There Yet?
- Favorite food is grapes

2019-20 Game-by-Game

Opponent	Date	gs	min	Total		3-Pointers		Free throws		Rebounds				pf	a	t/o	blk	stl	pts	avg
				fg-fga	pct	3fg-fga	pct	ft-fa	pct	off	def	tot	avg							
WILLIAM PEACE	11/09/19	2	0-0	.000	0-0	.000	0-0	.000	0	1	1	1.0	0	0	0	0	0	0	0	0.0
vs Pfeiffer	11/15/19	8	2-6	.333	0-0	.000	0-0	.000	0	1	1	1.0	0	0	0	1	1	4	2.0	
vs Oglethorpe	11/16/19	1	0-0	.000	0-0	.000	0-0	.000	0	0	0	0.7	0	0	0	0	0	0	1.3	
at Wash. & Lee	11/19/19	2	0-1	.000	0-0	.000	0-0	.000	0	0	0	0.5	0	0	0	0	0	0	1.0	
EAST. MENNONITE	12/03/19	11	1-8	.125	0-0	.000	0-0	.000	3	2	5	1.4	3	1	2	1	0	2	1.2	
at Chris. Newport	12/07/19	2	0-2	.000	0-0	.000	0-0	.000	0	1	1	1.3	0	0	1	0	0	0	1.0	
LYNCHBURG	01/02/20	4	0-1	.000	0-0	.000	2-2	1.000	1	1	2	1.4	1	0	1	0	0	2	1.1	
at Bridgewater College	1/8/20	dnp	-	-	-	-	-	-	-	-	-	-	-	-	-	-	-	-	-	
at Randolph	01/15/20	1	0-0	.000	0-0	.000	0-2	.000	0	1	1	1.4	0	0	0	0	0	0	1.0	
ROANOKE	01/18/20	2	0-1	.000	0-0	.000	0-0	.000	1	0	1	1.3	0	0	1	0	0	0	0.9	
at East. Mennonite	01/21/20	9	1-7	.143	0-0	.000	0-0	.000	1	2	3	1.5	0	0	1	0	1	2	1.0	
HOLLINS	01/25/20	4	0-0	.000	0-0	.000	2-2	1.000	0	1	1	1.5	0	1	0	0	1	2	1.1	
VA. WESLEYAN	01/28/20	3	0-0	.000	0-0	.000	0-0	.000	0	1	1	1.4	1	0	0	0	0	0	1.0	
at St. Mary's (MD)	02/04/20	5	0-2	.000	0-0	.000	0-0	.000	0	2	2	1.5	2	0	1	1	0	0	0.9	
RANDOLPH	02/11/20	2	0-0	.000	0-0	.000	0-0	.000	0	1	1	1.4	0	0	0	0	0	0	0.9	
at Ferrum	2/15/20	3	0-1	.000	0-0	.000	0-0	.000	0	0	0	1.3	1	0	1	0	0	0	0.8	
vs Shenandoah	02/27/20	0	0-0	.000	0-0	.000	0-0	.000	0	0	0	1.3	0	0	0	0	0	0	0.8	
vs Guilford	03/01/20	1	0-1	.000	0-0	.000	0-0	.000	0	0	0	1.2	0	0	0	0	0	0	0.7	
Totals		0	60	4-30	.133	0-0	.000	4-6	.667	6	14	20	1.2	8	2	8	4	2	0.7	

Single Game Highs

2019-2020		Stat	Career
4	Pfeiffer, 11/15/19	Points	Same
5	EMU, 12/03/19	Rebounds	Same
1	2x, Hollins, 01/25/20	Assists	Same
1	2x, Hollins, 01/25/20	Steals	Same
1	3x, EMU, 01/21/20	Blocks	Same
2	Pfeiffer, 11/15/19	FG Made	Same
8	EMU, 12/03/19	FG Attempted	Same
	N/A	3FG Made	Same
	N/A	3FG Attempted	Same
2	Lynchburg, 01/02/20	FT Made	Same
2	Lynchburg, 01/02/20	FT Attempted	Same

Career Summary

Season	gp-gs	min/avg	Total		3-Point		F-Throws		Rebounds				Scoring							
			fg-fga	pct	fg-fga	pct	ft-fa	pct	off	def	tot	avg	pf	fo	ast	to	blk	stl	pts	avg
2019-20	17-0	60/3.5	4-30	.133	0-0	.000	4-6	.667	6	14	20	1.2	8	0	2	8	4	2	12	0.7
TOTAL	17-0	60/3.5	4-30	.133	0-0	.000	4-6	.667	6	14	20	1.2	8	0	2	8	4	2	12	0.7



Sophomore | Guard | 5-4
Fishersville, Va. | Wilson Memorial

Cheridan
HATFIELD

34

As A Freshman (2018-19)

- Played in 22 games, earning eight starts
- Averaged 3.0 points and 2.2 rebounds per game
- Scored a season-high ten points against St. Mary's on December 6

High School

- Earned a District Championship with Wilson Memorial in 2017-18, while earning Second Team All-Region, First Team All-District and the WMHS Defensive Award
- Earned a trip to the State Semifinals with WMHS in 2015-16 and 2014-15
- Recognized as a Second Team All-District player in 2016-17 as well as the Staunton News-Leader Defensive Player of the Year
- Also earned recognition for volleyball and softball, includ-

ing First Team All-Region for both sports
 • Served as an NHS and SCA officer

Personal

- Daughter of Chandelle and Michael
- Favorite book is The Notebook
- Favorite movie is Prancer
- Favorite food is apples

2019-20 Game-by-Game

Opponent	Date	gs	min	Total		3-Pointers		Free throws		Rebounds				pts	avg						
				fg-fga	pct	3fg-fga	pct	ft-fa	pct	off	def	tot	avg			pf	fo	ast	to	blk	stl
WILLIAM PEACE	11/09/19	*	34	3-12	.250	1-5	.200	2-3	.667	5	4	9	9.0	4	3	7	0	4	9	9.0	
vs Pfeiffer	11/15/19	*	23	4-7	.571	3-3	1.000	0-0	.000	1	2	3	6.0	2	7	5	0	1	11	10.0	
vs Oglethorpe	11/16/19	*	25	2-7	.286	0-1	.000	2-3	.667	0	3	3	5.0	2	1	0	0	0	6	8.7	
at Wash. & Lee	11/19/19	*	34	1-8	.125	0-1	.000	3-4	.750	1	1	2	4.3	3	3	5	0	2	5	7.8	
at Roanoke	11/26/19	*	31	2-7	.286	0-2	.000	0-0	.000	3	1	4	4.2	5	6	1	0	1	4	7.0	
EAST. MENNONITE	12/03/19	*	21	1-4	.250	1-2	.500	3-4	.750	2	4	6	4.5	0	5	2	0	2	6	6.8	
MARY WASHINGTON	12/05/19	*	20	0-2	.000	0-1	.000	2-2	1.000	1	1	2	4.1	1	2	7	0	3	2	6.1	
at Chris. Newport	12/07/19	*	17	0-1	.000	0-1	.000	2-2	1.000	1	3	4	4.1	4	4	6	0	1	2	5.6	
LYNCHBURG	01/02/20	*	34	5-9	.556	0-2	.000	2-3	.667	1	4	5	4.2	1	3	2	0	2	12	6.3	
at Hollins	01/04/20	*	33	1-6	.167	1-4	.250	0-0	.000	0	3	3	4.1	2	3	7	1	0	3	6.0	
at Bridgewater College	1/8/20	*	33	1-7	.143	1-4	.250	0-0	.000	1	1	2	3.9	4	3	3	0	4	3	5.7	
GUILFORD	01/11/20	*	32	7-15	.467	6-12	.500	1-1	1.000	0	3	3	3.8	1	4	0	0	7	21	7.0	
at Randolph	01/15/20	*	25	2-7	.286	2-6	.333	3-4	.750	0	4	4	3.8	2	1	1	0	1	9	7.2	
ROANOKE	01/18/20	*	32	2-9	.222	1-5	.200	1-2	.500	0	1	1	3.6	3	4	3	0	2	6	7.1	
at East. Mennonite	01/21/20	*	24	2-7	.286	2-7	.286	4-5	.800	0	5	5	3.7	0	1	0	0	0	10	7.3	
HOLLINS	01/25/20	*	26	4-7	.571	3-4	.750	1-2	.500	0	4	4	3.8	1	3	1	0	2	12	7.6	
VA. WESLEYAN	01/28/20	*	29	1-8	.125	1-5	.200	0-0	.000	2	1	3	3.7	0	8	1	0	1	3	7.3	
at Emory & Henry	02/01/20	*	32	0-6	.000	0-3	.000	0-0	.000	0	0	0	3.5	4	0	3	0	2	0	6.9	
at St. Mary's (MD)	02/04/20	*	21	1-9	.111	0-5	.000	2-2	1.000	1	3	4	3.5	0	4	1	0	3	4	6.7	
WASH. & LEE	02/08/20	*	34	2-10	.200	0-3	.000	0-0	.000	0	4	4	3.6	1	8	2	0	2	4	6.6	
RANDOLPH	02/11/20	*	29	2-5	.400	1-3	.333	0-0	.000	1	1	2	3.5	2	5	1	0	0	5	6.5	
at Ferrum	2/15/20	*	32	0-3	.000	0-2	.000	1-2	.500	0	3	3	3.5	1	8	3	0	3	1	6.3	
SHENANDOAH	02/18/20	*	35	4-9	.444	3-5	.600	2-2	1.000	1	4	5	3.5	3	7	2	1	3	13	6.6	
at Lynchburg	02/22/20	*	38	2-6	.333	0-2	.000	2-2	1.000	1	3	4	3.5	4	3	0	0	2	6	6.5	
vs Shenandoah	02/27/20	*	34	1-6	.167	0-0	.000	4-4	1.000	0	1	1	3.4	2	2	2	0	3	6	6.5	
vs Emory & Henry	02/29/20	*	34	3-6	.500	2-4	.500	1-4	.250	1	6	7	3.6	2	4	4	1	0	9	6.6	
vs Guilford	03/01/20	*	36	2-7	.286	0-3	.000	0-0	.000	1	4	5	3.6	1	4	3	0	4	4	6.5	
Totals			27	798	55-190	.289	28-95	.295	38-51	.745	24	74	98	3.6	55	106	72	3	55	176	6.5

Single Game Highs

2019-2020		Stat	Career	
21	Guilford, 01/11/20	Points	21	Guilford, 01/11/20
9	William Peace, 11/8/19	Rebounds	9	William Peace, 11/8/19
8	3x, Ferrum, 02/15/20	Assists	8	3x, Ferrum, 02/15/20
7	Guilford, 01/11/20	Steals	7	Guilford, 01/11/20
1	3x, E&H, 02/29/20	Blocks	1	3x, E&H, 02/29/20
7	Guilford, 01/11/20	FG Made	7	Guilford, 01/11/20
15	Guilford, 01/11/20	FG Attempted	15	Guilford, 01/11/20
6	Guilford, 01/11/20	3FG Made	6	Guilford, 01/11/20
12	Guilford, 01/11/20	3FG Attempted	12	Guilford, 01/11/20
4	2x, E&H, 02/29/20	FT Made	4	4x, E&H, 02/29/20
5	EMU, 01/21/20	FT Attempted	6	Va. Wesleyan, 01/15/19

Career Summary

Season	gp-gs	min/avg	Total		3-Point		F-Throws		Rebounds				Scoring							
			fg-fga	pct	fg-fga	pct	ft-fa	pct	off	def	tot	avg	pf	fo	ast	to	blk	stl	pts	avg
2018-19	24-8	402/16.8	16-52	.308	6-25	.240	32-44	.727	12	44	56	2.3	38	0	40	37	0	19	70	2.9
2019-20	27-27	798/29.6	55-190	.289	28-95	.295	38-51	.745	24	74	98	3.6	55	1	106	72	3	55	176	6.5
TOTAL	51-35	1200/23.5	71-242	.293	34-120	.283	70-95	.737	36	118	154	3.0	93	1	146	109	3	74	246	4.8



Season Box Scores

Feb. 1 vs. E&H

Official Basketball Box Score -- Game Totals -- Final Statistics
Randolph-Macon vs Emory & Henry
02/01/20 2:00 pm at Meadowview, VA

Randolph-Macon 67 - 9-9,8-5 ODAC

Table with columns: #, Player, FG-FGA, 3-Ptr, FT-FTA, Rebounds, PF, TP, A TO Bk, Stl, Min. Lists stats for 25 players and team totals.

Summary statistics table with columns: 1st-FG %, 2nd-FG %, 3rd-FG %, FT %, 1st-3Pt %, 2nd-3Pt %, 3rd-3Pt %, FT %, Game, Deadball Rebounds.

Emory & Henry 72 - 16-3,10-2 ODAC

Table with columns: #, Player, FG-FGA, 3-Ptr, FT-FTA, Rebounds, PF, TP, A TO Bk, Stl, Min. Lists stats for 15 players and team totals.

Summary statistics table with columns: 1st-FG %, 2nd-FG %, 3rd-FG %, FT %, 1st-3Pt %, 2nd-3Pt %, 3rd-3Pt %, FT %, Game, Deadball Rebounds.

Officials: Robert Morrow, Clark Stridsberg, Kim Crabtree
Technical fouls: Randolph-Macon-None, Emory & Henry-None.
Attendance: 632
2019-20 Women's Basketball, Round: 0. Emory & Henry vs Randolph-Macon, Played

Score by periods table with columns: Period, Points, In, Off, 2nd, Fast, Bench. Shows scores for 1st, 2nd, 3rd, and 4th quarters.

Score tied - 7 times.
Lead changed - 18 times.

Feb. 4 vs. St. Mary's

Official Basketball Box Score -- Game Totals -- Final Statistics
Randolph-Macon vs St. Mary's (MD)
02/04/20 6:00 pm at Saint Marys City, MD

Randolph-Macon 70 - 10-9,8-5 ODAC

Table with columns: #, Player, FG-FGA, 3-Ptr, FT-FTA, Rebounds, PF, TP, A TO Bk, Stl, Min. Lists stats for 31 players and team totals.

Summary statistics table with columns: 1st-FG %, 2nd-FG %, 3rd-FG %, FT %, 1st-3Pt %, 2nd-3Pt %, 3rd-3Pt %, FT %, Game, Deadball Rebounds.

St. Mary's (MD) 54 - 3-17,0-6 CAC

Table with columns: #, Player, FG-FGA, 3-Ptr, FT-FTA, Rebounds, PF, TP, A TO Bk, Stl, Min. Lists stats for 15 players and team totals.

Summary statistics table with columns: 1st-FG %, 2nd-FG %, 3rd-FG %, FT %, 1st-3Pt %, 2nd-3Pt %, 3rd-3Pt %, FT %, Game, Deadball Rebounds.

Officials: Latifa Boyce, Camille Johnson, D'Juan Chapman
Technical fouls: Randolph-Macon-None, St. Mary's (MD)-None.
Attendance: 33
2019-20 Women's Basketball, Round: 0. Randolph-Macon vs St. Mary's (MD), Played

Score by periods table with columns: Period, Points, In, Off, 2nd, Fast, Bench. Shows scores for 1st, 2nd, 3rd, and 4th quarters.

Score tied - 1 time.
Lead changed - 6 times.

Feb. 8 vs. W&L

Official Basketball Box Score -- Game Totals -- Final Statistics
Wash. & Lee vs Randolph-Macon
02/08/20 4:30 pm at Ashland, VA

Wash. & Lee 56 - 15-7,12-3 ODAC

Table with columns: #, Player, FG-FGA, 3-Ptr, FT-FTA, Rebounds, PF, TP, A TO Bk, Stl, Min. Lists stats for 33 players and team totals.

Summary statistics table with columns: 1st-FG %, 2nd-FG %, 3rd-FG %, FT %, 1st-3Pt %, 2nd-3Pt %, 3rd-3Pt %, FT %, Game, Deadball Rebounds.

Randolph-Macon 71 - 11-9,9-5 ODAC

Table with columns: #, Player, FG-FGA, 3-Ptr, FT-FTA, Rebounds, PF, TP, A TO Bk, Stl, Min. Lists stats for 15 players and team totals.

Summary statistics table with columns: 1st-FG %, 2nd-FG %, 3rd-FG %, FT %, 1st-3Pt %, 2nd-3Pt %, 3rd-3Pt %, FT %, Game, Deadball Rebounds.

Officials: Robin Wilson, Lynn Craun, Katie Wood
Technical fouls: Wash. & Lee-None, Randolph-Macon-None.
Attendance: 275
2019-20 Women's Basketball, Round: 0. Randolph-Macon vs Wash. & Lee, Played at

Score by periods table with columns: Period, Points, In, Off, 2nd, Fast, Bench. Shows scores for 1st, 2nd, 3rd, and 4th quarters.

Score tied - 2 times.
Lead changed - 2 times.

Feb. 11 vs. Randolph

Official Basketball Box Score -- Game Totals -- Final Statistics
Randolph vs Randolph-Macon
02/11/20 7:00 pm at Ashland, VA

Randolph 45 - 6-16,1-14 ODAC

Table with columns: #, Player, FG-FGA, 3-Ptr, FT-FTA, Rebounds, PF, TP, A TO Bk, Stl, Min. Lists stats for 31 players and team totals.

Summary statistics table with columns: 1st-FG %, 2nd-FG %, 3rd-FG %, FT %, 1st-3Pt %, 2nd-3Pt %, 3rd-3Pt %, FT %, Game, Deadball Rebounds.

Randolph-Macon 55 - 12-9,10-5 ODAC

Table with columns: #, Player, FG-FGA, 3-Ptr, FT-FTA, Rebounds, PF, TP, A TO Bk, Stl, Min. Lists stats for 31 players and team totals.

Summary statistics table with columns: 1st-FG %, 2nd-FG %, 3rd-FG %, FT %, 1st-3Pt %, 2nd-3Pt %, 3rd-3Pt %, FT %, Game, Deadball Rebounds.

Officials: Technical fouls: Randolph-None, Randolph-Macon-None.
Attendance: 648
2019-20 Women's Basketball, Round: 0. Randolph vs Randolph-Macon, Played at Rr

Score by periods table with columns: Period, Points, In, Off, 2nd, Fast, Bench. Shows scores for 1st, 2nd, 3rd, and 4th quarters.

Score tied - 5 times.
Lead changed - 5 times.

Season Box Scores

Feb. 29 vs. Emory & Henry ODAC Semifinals

Mar. 1 vs. Guilford ODAC Championship

Official Basketball Box Score -- Game Totals -- Final Statistics

Randolph-Macon vs Emory & Henry 02/29/20 1:00 pm at Salem, VA

Randolph-Macon 72 - 17-9,13-5 ODAC

Box score for Randolph-Macon vs Emory & Henry, showing player stats and team totals.

Summary statistics for Randolph-Macon vs Emory & Henry, including FG%, 3PT%, FT%, and Rebounds.

Emory & Henry 68 - 22-5,15-3 ODAC

Box score for Emory & Henry vs Randolph-Macon, showing player stats and team totals.

Summary statistics for Emory & Henry vs Randolph-Macon, including FG%, 3PT%, FT%, and Rebounds.

Officials: Technical fouls: Randolph-Macon-None. Emory & Henry-None. Attendance: 633

Score by periods table for Randolph-Macon vs Emory & Henry.

Last FG - RMCW 4th-03:34, EHC 4th-00:23. Largest lead - RMCW by 21 3rd-06:27, EHC by 21 1st-08:46.

Official Basketball Box Score -- Game Totals -- Final Statistics

Guilford vs Randolph-Macon 03/01/20 1:00 pm at Salem, VA

Guilford 50 - 17-10,10-8 ODAC

Box score for Guilford vs Randolph-Macon, showing player stats and team totals.

Summary statistics for Guilford vs Randolph-Macon, including FG%, 3PT%, FT%, and Rebounds.

Randolph-Macon 68 - 18-9,13-5 ODAC

Box score for Randolph-Macon vs Guilford, showing player stats and team totals.

Summary statistics for Randolph-Macon vs Guilford, including FG%, 3PT%, FT%, and Rebounds.

Officials: Technical fouls: Guilford-None. Randolph-Macon-None. Attendance: 541

Score by periods table for Randolph-Macon vs Guilford.

Last FG - GC 4th-00:25, RMCW 4th-01:42. Largest lead - GC None, RMCW by 24 4th-02:35.

Mar. 2, 2018 NCAA Tournament First Rd. vs Valley Forge

Mar. 3, 2018 NCAA Tournament Second Rd. vs. CNU

Official Basketball Box Score -- Game Totals -- Final Statistics

Valley Forge vs Randolph-Macon 3/2/18 07:53 PM at Crenshaw Gymnasium

Valley Forge 56 - 15-9, 0-0

Box score for Valley Forge vs Randolph-Macon, showing player stats and team totals.

Summary statistics for Valley Forge vs Randolph-Macon, including FG%, 3PT%, FT%, and Rebounds.

Randolph-Macon 67 - 23-5, 12-4

Box score for Randolph-Macon vs Valley Forge, showing player stats and team totals.

Summary statistics for Randolph-Macon vs Valley Forge, including FG%, 3PT%, FT%, and Rebounds.

Officials: Josh Howell, Jeff Feldhaus, Ray Bullock. Technical fouls: Valley Forge-None, Randolph-Macon-None.

Score by periods table for Randolph-Macon vs Valley Forge.

Last FG - VFV 4th-00:33, RMCW 4th-03:44. Largest lead - VFV by 6 1st-05:21, RMCW by 21 3rd-03:03.

Official Basketball Box Score -- Game Totals -- Final Statistics

Chris. Newport vs Randolph-Macon 3/3/18 7:00 PM at Crenshaw Gymnasium

Chris. Newport 84 - 25-4, 16-1

Box score for Chris. Newport vs Randolph-Macon, showing player stats and team totals.

Summary statistics for Chris. Newport vs Randolph-Macon, including FG%, 3PT%, FT%, and Rebounds.

Randolph-Macon 58 - 23-6, 12-4

Box score for Randolph-Macon vs Chris. Newport, showing player stats and team totals.

Summary statistics for Randolph-Macon vs Chris. Newport, including FG%, 3PT%, FT%, and Rebounds.

Officials: Isaac Burgardner, Mike Knisley, Marie Christian. Technical fouls: Chris. Newport-None, Randolph-Macon-None.

Score by periods table for Randolph-Macon vs Chris. Newport.

Last FG - CNUW 4th-00:28, RMCW 4th-09:25. Largest lead - CNUW by 26 4th-00:28, RMCW None. CNUW led for 39:20, RMCW led for 00:00.


Broadcast Roster



2 Peyton Humphreys

So | F/G | 5-8


Lexington, Ky. / Paul Laurence Dunbar



4 Becca Arrington

Jr | G | 5-8

Amelia, Va./Amelia Academy



10 Haley Pasqualone

Fr | G | 5-8


Purcellville, Va./Loudoun Valley



12 Janelle De Guzman

So | G | 5-6

Raleigh, N.C. / St. Thomas More Academy



13 Devan Conrad

Fr | G/F | 5-7

Parkville, Md./St. Paul's



15 Charlotte Woods

Sr | F | 5-10

Richmond, Va. / Trinity



21 Aimee DeBell

So | G/F | 5-11

Studley, Va. / Saint Gertrude



22 Kylee Maiolo

So | G | 5-4


Midlothian, Va./Powhatan



25 Elise Knobloch

Jr | G | 5-8

Glenville, Pa. / Delone Catholic



31 Kennedy Cornick

Fr | F | 6-1

New Windsor, Md./ Francis Scott Key



33 Michal Ross

Sr | G/F | 5-10

Glen Allen, Va. / Glen Allen



34 Cheridan Hatfield

So | G | 5-4

Fishersville, Va. / Wilson Memorial



50 Kelly Williams

Sr | F | 6-3

Garysburg, N.C. / Halifax Academy



Carroll LaHaye
Head Coach



Hannah Livermon
Assistant Coach



Dwight Watson, Jr.
Assistant Coach

RANDOLPH-MACON

2019 Randolph-Macon Softball Schedule

February

28 at Mary Washington W 7-4
at Mary Washington L 6-5

March

2 Stevenson W 7-1
Stevenson W 11-3 (5)
3 Gettysburg L 5-4 (8)
Gettysburg W 3-1
8 #12 Rowan W 1-0
9 Wilkes W 5-0
Wilkes W 10-0 (5)
11 Rhode Island College W 8-0 (6)
Rhode Island College W 6-0
17 Greensboro W 11-0 (5)
Greensboro L 7-4 (8)
20 #1 Va. Wesleyan* L 1-0
#1 Va. Wesleyan* W 5-1
23 at #15 Lynchburg* L 4-1
at #15 Lynchburg* L 7-2
26 Eastern Mennonite* W 3-0
Eastern Mennonite* W 6-0
30 at Guilford* W 7-4
at Guilford* L 10-9
31 at Emory & Henry* L 12-4 (5)
at Emory & Henry* L 14-7

April

3 #1 Christopher Newport W 6-0
#1 Christopher Newport L 8-4
6 at Shenandoah* W 10-1 (5)
at Shenandoah* W 7-2
9 at Bridgewater* L 7-1
at Bridgewater* W 7-3
14 Randolph* W 8-0 (6)
Randolph* W 10-1 (5)
17 at Ferrum* W 4-1
at Ferrum* L 9-1 (6)
20 Roanoke* W 3-0
Roanoke* W 10-3 (5)
26 #5 Bridgewater& W 2-1
27 #1 (No. 1) Va. Wesleyan& L 3-2
#3 (No. 20) Lynchburg& W 3-1
28 #1 (No. 1) Va. Wesleyan& L 4-0
28 #1 (No. 1) Va. Wesleyan& L 8-2

May

10 Arcadia^ W 1-0
11 Mount Aloysius^ W 4-0
17 #11 Christopher Newport^ L 8-3
18 #11 Christopher Newport^ W 4-3 (8)
18 #11 Christopher Newport^ W 4-3
23 #18 Emory^ 6:30 PM (CST)

*ODAC Game
&ODAC Tournament
^NCAA Tournament
Home Game
Away Game
Neutral Site Game

Randolph-Macon Yellow Jackets 30-15, 12-8 Old Dominion Athletic Conference

Conference..... Old Dominion Athletic
2018 Record 40-7 (16-2 ODAC)
Head Coach..... Kevin Proffitt
Season at R-MC..... 17
Record at R-MC..... 400-242
Overall Season 17
Overall Record 400-242














Sports Information

Softball Contact:

Taylor Mickelberry
Assistant SID
C: 540-672-8451
O: 804-752-3278
TaylorMickelberry@rmc.edu

Possible Starting Lineup

1.		#20 Kerstin Roth, OF Senior, S/R, Yorktown, Va. (York)	<ul style="list-style-type: none"> • 30th Most Stolen Bases in DIII (32, 0.71/gm) • Four-game hitting streak • Season-high three stolen bases (x2, vs Rhode Island/vs Shenandoah)
2.		#2 Maddie Stone, 2B Junior, R/R, Glen Allen, Va. (Glen Allen)	<ul style="list-style-type: none"> • Top sacrifice hitter on team (15) • Most likely to be hit by a pitch on team (8) • Second most runs on team (34) • Has been on base for five straight games
3.		#7 Savannah Wood, SS Senior, R/R, Tappahannock, Va. (Essex)	<ul style="list-style-type: none"> • Top Batting average on team • Led ODAC in AVG for much of season • Leads team in multiple hit (19) and multiple RBI games (11)
4.		#25 Brittany LaPrade, DP/OF Senior, R/R, Quinton, Va. (New Kent)	<ul style="list-style-type: none"> • Leads team with five-game reached base safely streak • Hit first career home run earlier this season (vs Guilford (March 30). • Transferred from CNU
5.		#5 Candace Whittemore, P, Senior, L/R, Montpelier, Va. (Patrick Henry)	<ul style="list-style-type: none"> • Most Outstanding Player in Ewing Regional and Most Outstanding Pitcher in Newport News Super Regional • Will leave R-MC as program's top pitcher • All-ODAC, All-Region • Has won each of the five NCAA Tournament games
6.		#16 Ali Celiberti, P, Sophomore, R/R, Powhatan, Va. (Powhatan)	<ul style="list-style-type: none"> • Leads team in home runs (3) • Only save of the season for R-MC (vs UMW, Feb. 28) • Transferred from Queens Univ. of Charlotte
7.		#6 Taylor Sanderford, 3B Junior, R/R, Mechanicsville, Va. (Atlee)	<ul style="list-style-type: none"> • Four-game hitting streak • Third on team for multiple RBI games (5) • All-ODAC Tournament team
8.		#8 Sami Davidson, C Junior, R/R, Stafford, Va. (Brooke Point)	<ul style="list-style-type: none"> • 10 Multiple Hit games • Led team batting average last season (.387) • .993 Fielding percentage • Has thrown out 11 runners
9.		#23 Shelby Hill, CF Junior, R/R, Mechanicsville, Va. (St. Margaret's)	<ul style="list-style-type: none"> • Has not made an error in two seasons • Named Most Outstanding Player of Newport News Super Regional for timely hits (won game 2 of series in extra innings) • Three-game hitting streak • Second on team with six multiple RBI games (6)
10.		#18 Sam Scifres, 1B Junior, R/R, Midlothian, Va./Clover Hill	<ul style="list-style-type: none"> • .984 fielding percentage • Appeared in 25 games as a freshman. Not rostered as a sophomore
PR/ PH		#4 Kaitlyn Deeter Sophomore, R/R, Roanoke, Va./Lord Botetourt	<ul style="list-style-type: none"> • Scored a run in each Regional contest • Tallied a hit in each game of the Super Regional after not batting for four games

PROGRAM HISTORY

All-Time Record.....422-340
 Seasons 20
 First Season 1999 (3-20)
 All-Time ODAC Record 184-184
 ODAC Tournament Championships..... 1
 ODAC Regular Season Titles.....0
 NCAA Appearances 4
 All-Time NCAA Record..... 10-7
 Best NCAA Tournament Finish..... Super Regional
 Champions (2019)

THIS SEASON

2019 Record 30-15
 2019 Conference Record..... 12-8
 2019 Record vs Regionally Ranked...8-9
 2019 Record vs NFCA Top 25 7-7
 Current Atlantic Regional Ranking ... 9th
 Highest South Regional Ranking 8th
 Current NFCA Ranking..... RV
 Highest Ranking in NFCA..... 10 (Feb. 27)

TEAM SEASON STATS

STATISTICS CATEGORY OVERALL

Games 45
 At Bats 1159
 Runs..... 223
 Hits 381
 Doubles 61
 Triples 9
 Home Runs 9
 Runs Batted In 199
 Extra Base Hits..... 79
 Total Bases..... 487
 Walks 96
 Hit by pitch 26
 Strikeouts..... 113
 Sacrifice Flies 13
 Sacrifice Hits 60
 Hit into double play..... 11
 Stolen Bases 104
 Caught Stealing..... 15
 Batting Average..... 0.329
 On Base Percentage..... 0.389
 Slugging Percentage 0.420
 Earned Run Average..... 2.73
 Shutouts 13
 At Bats Against..... 1107
 Batting Average Against 0.234
 Home Attendance 4009
 Home Attendance average ... 190.9

Year	Overall		Conference		Head Coach
	W	L	W	L	
2019	30	15	12	8	Kevin Proffitt
2018	40	7	16	2	Kevin Proffitt
2017	35	11	14	6	Kevin Proffitt
2016	31	13	12	6	Kevin Proffitt
2015	26	12	12	8	Kevin Proffitt
2014	26	12	12	8	Kevin Proffitt
2013	34	9	15	5	Kevin Proffitt
2012	29	14	12	6	Kevin Proffitt
2011	21	13	11	7	Kevin Proffitt
2010	17	13	11	7	Kevin Proffitt
2009	15	17	7	11	Kevin Proffitt
2008	24	14	7	11	Kevin Proffitt
2007	21	14	8	10	Kevin Proffitt
2006	17	17	5	13	Kevin Proffitt
2005	11	18	9	7	Kevin Proffitt
2004	16	18	9	11	Kevin Proffitt
2003	7	25	3	13	Kevin Proffitt
2002	4	30	2	12	Dr. Kathy Ziegler
2001	8	24	2	12	Dr. Kathy Ziegler
2000	7	24	3	9	Jill Livezey
1999	3	20	2	12	Kelly Mahlum

Randolph-Macon Against The Field

Team	Record	Last Meeting
Emory	2-0	2018: W 2-1 (8), W 6-4 (8)
Williams	0-0	
Trine	0-0	
St. Thomas	0-0	
East. Conn. St.	0-0	
Texas Lutheran	0-0	
Illinois Wesleyan	0-0	

NCAA Tournament History

2019

Division III National Championship

Game 1: vs Emory, 6:30 PM

Newport News Super Regional

Game 1: vs CNU, L 8-3

Game 2: vs CNU, W 4-3 (8)

Game 3: vs CNU, W 4-3

Ewing Regional

Game 1: W 1-0 vs. Arcadia

Game 2: W 4-0 vs. Mount Aloysius

R-MC declared Regional Champion

after rain forced end of Regional.

2018

Glassboro Regional

Game 1: W 1-0 vs. Staten Island

Game 2: W 3-0 vs. Penn State

Berks

Game 3: L 7-1 vs Rowan

Game 4: L 2-1 vs Rowan

2017

Ashland Regional (Host)

Game 1: L 8-0 vs. Averett

Game 2: W 3-1 vs. Franklin & Marshall

Game 3: W 3-1 vs. Averett

Game 4: L 9-0 vs Virginia

Wesleyan* (5 innings)

2015

Newport News Regional

Game 1: W 8-6 vs Ramapo

Game 2: L 3-2 vs Christopher

Newport

Game 3: W 8-6 vs. Salem

Game 4: L 11-6 vs. Christopher

Newport

*Eventual National Champion

LAST TIME OUT

Randolph-Macon won its first Super Regional in program history, thereby earning a trip to Tyler, Texas to compete in the program's first Championship series.

The Yellow Jackets had to go through in-state rival Christopher Newport, ranked 11th in the country in the latest NFCA poll.

R-MC and CNU had met earlier in the season when CNU was ranked No. 1 in the NFCA Poll. At that time in early April, R-MC earned a 6-0 shutout against the Captains before falling in the second game 8-4.

It was a similar story in the first game of the three-game Super Regional. Errors doomed the Yellow Jackets as R-MC committed three errors in the first inning, allowing four runs to come across, all on the same play. A two RBI-double followed by a throwing error allowed all three Captains along the basepaths, along with the batter come home. R-MC got two runs back in the very next inning as Ali Celiberti sent a two-run homer over the left-center fence and tacked another on in the third with an RBI double to right center, but CNU scored four more to settle the final at 8-3.

But the Yellow Jackets redeemed themselves with two close calls on Saturday. In game one, CNU scored a pair of runs in the first inning. R-MC got one back in the bottom of the first as Kaitlyn Deeter singled down the left field line, scoring Kerstin Roth. CNU pushed for another run in the top of the fourth inning. In the bottom of the fifth, Savannah Wood scored Roth on a sacrifice fly. R-MC tied it up in the bottom of the sixth inning. Sami Davidson grounded out, but scored a run to tie the game up at 3-3. In extra innings, Shelby Hill sent a blooper over the CNU second baseman after CNU walked the bases full.

That forced a decisive Game Three, which pitcher Candace Whittemore dominated. She struck out seven and walked only two with the only blemish being a seventh inning three-run homer that cut the R-MC 4-0 lead to just one.

Earlier in the game, R-MC had scored first in the top of the second when Brittany LaPrade hit into an error, scoring Deeter. In the next inning, Wood singled up the middle, scoring Maddie Stone and getting the Yellow Jackets ahead 2-0. Hill tallied the next RBI with a single to left, scoing LaPrade. Wood got what ended up being the most critical hit of the game in the top of the seventh as she singled to center field, scoring Hill and allowing R-MC to have the 4-0 lead heading into the final inning where CNU nearly tied it with the homer.

Whittemore was named the Newport News Super Regional Pitcher of the Tournament while Hill was named the Newport News Super Regional Player of the Tournament.

News and Notes

First Program National Championship Series

This is the first berth in the National Championship series for the Yellow Jackets. R-MC has been to four NCAA Tournaments since the team's first season in 1999. The first appearance came in 2015 after the team won its first and only ODAC Championship. Then R-MC got at-large bids in 2017, 2018 and 2019. In 2017, the team hosted its first regional in Ashland. R-MC is 10-7 overall in NCAA Tournament games.

Proffitt Wins 400th

Randolph-Macon head coach Kevin Proffitt secured his 400th win and what a win it was. The 400th victory for the 17-year head coach of the Yellow Jackets sent R-MC to the program's first national championship series. On top of that, it was against a ranked opponent (#11 Christopher Newport) and one of the top teams in the Atlantic Region. All 400 of Proffitt's wins have come with Randolph-Macon.

Giant Killers

Randolph-Macon was known as a giant killer this season, knocking off the National Fastpitch Coaches Association top-ranked team three times. The team won against #1 Virginia Wesleyan on March 20 in a 5-1 victory over the Marlins. R-MC bested another #1 team, Christopher Newport, on April 3 to make it the second time this season. The Yellow Jackets got a third win over a national #1 in the ODAC Tournament as R-MC topped VWU for the second time, winning 3-2 on April 27. It marked the second season in a row in which Randolph-Macon defeated #1 VWU at least once.

Thieves In The Night

Randolph-Macon is one of the best teams in the nation for stolen bases. R-MC steals 2.3 bases per game, which is 18th in the country and second in the Old Dominion Athletic Conference. Only Virginia Wesleyan was better in the conference at 3.20 steals per game. Senior Kerstin Roth is the top thief on the team, stealing 0.72 bases per game, which is third best in the conference and 30th in the nation. Interestingly, Randolph-Macon did not steal a single base during Regionals at Ewing, N.J. But R-MC returned to its moves along the bases with five steals in the series against CNU.

Stone's Sacrifices are Stellar

R-MC junior Maddie Stone is one of the best in the country for sacrifice hits. She ranks 10th in the country and first in the ODAC for sacrifice hits per game, laying down 0.35 sacrifices per contest. In the conference, senior Candace Whittemore is not far behind with 0.22 sacrifice hits per game.

No Strikeout Zone

R-MC senior Savannah Wood is one of the toughest batters in the nation to strikeout. Through much of the season, she ranked first in the ODAC and around 20th in the country as one of the toughest batters to get to exit the batter's box on three strikes. Those numbers took a hit this weekend as she struck out against CNU once, but it still was just her third K of the year.

Top Hitter in Conference

Wood was also the top batter in the ODAC for batting average this season, hitting over .430 for much of the year. She is hitting .417 right now this season. R-MC has two hitters in the top ten in ODAC bats as senior Brittany LaPrade bats .400 and ranked in the Top 10 for batting average this season in the ODAC.

All-Tournament Honors

Several Yellow Jackets have been honored as the top players in their respective Regionals and Super Regionals. At the Super Regional at CNU, Candace Whittemore was named the Pitcher of the Super Regional and Shelby Hill was named the Player of the Super Regional. Whittemore earned the honor after earning a similar one the week prior at Ewing, N.J. Whittemore was named the Most Outstanding Player. She was joined by Maddie Stone, Sami Davidson and Ali Celiberti

All-Atlantic Region Selections

Randolph-Macon seniors Savannah Wood (Tappahannock, Va. / Essex) and Candace Whittemore (Montpelier, Va. / Patrick Henry) were named All-Atlantic Region athletes by the National Fastpitch Coaches Association, it was announced last week. It's not the first time either is being honored by the NFCA; Whittemore has earned an All-Region selection for the past three years, while Wood earned the honor as a sophomore. Wood has been honored with an All-Atlantic Region pick on the Second Team, while Whittemore was placed on the Third Team.

Seven Yellow Jackets Honored With All-Conference Nods

Randolph-Macon softball was thoroughly well-represented on the list of 2019 All-Old Dominion Athletic Conference Softball Awards, released by the conference office Wednesday morning. Seven Yellow Jackets earned recognition across three All-ODAC squads. Seniors Brittany LaPrade (Quinton, Va. / New Kent) and Savannah Wood (Tappahannock, Va. / Essex) along with junior Maddie Stone (Glen Allen, Va. / Glen Allen) were honored with All-ODAC First Team spots. Seniors Candace Whittemore (Montpelier, Va. / Patrick Henry) and Kerstin Roth (Yorktown, Va. / Grafton) collected All-ODAC Second Team accolades. Juniors Sami Davidson (Stafford, Va. / Brooke Point) and Taylor Sanderford (Mechanicsville, Va. / Atlee) were selected for the All-ODAC Third Team.

Whittemore Closes Out Career

The NCAA Tournament will close out senior pitcher Candace Whittemore's career. She is R-MC's top pitcher by wins, now having collected 74 total wins. Whittemore's career ERA of 1.70 is also one of the top in Randolph-Macon history and will be the watermark if it holds below 1.90. Her 588+ strikeouts will also rank atop the R-MC program lists. In the Regional round, she collected 25 strikeouts in two games, including a season-high tying effort against Arcadia, grabbing 13, which tied her season-high set against Ferrum on April 17.

New School Record for Hits In A Season

Savannah Wood set a new school record for hits in a single season. She passed the previous record holder, Madison Gilman, with her hit in the first game of the CNU Super Regional series. She now has 58 hits. Gilman finished her senior season in 2016 with 55. Wood is 19 hits away from Gilman's career hit record of 183.

Few Mistakes in The Field

Randolph-Macon makes few mistakes in the field. The Yellow Jackets are third in the ODAC and 69th overall in the nation with a .962 fielding percentage. That parlays into just 44 errors this season. The stats were even better last season when the Yellow Jackets were fifth in the country with a .976 fielding percentage.

Historic Figures In The Circle

Randolph-Macon is continuing a second season of historical figures in the number. While this season is nothing compared to last, R-MC still holds its own when it comes to pitching. Last season, R-MC finished as the top team in the country for ERA at 1.03. The team ranked second in Division III with 22 shutouts and had a strikeout-to-walk ratio of 5.49, third in the nation. The team hit a new program high with 40 wins as well. This season has been a tougher go, but still nothing to sniff at. R-MC's team ERA is 2.73, third in the ODAC and 79th in the country. The strikeout-to-walk ratio is 2.05, third in the ODAC and 110th in the country. R-MC has 13 shutouts, 14th in the country and second in the ODAC.

ODAC Mob

The ODAC had four teams in the NCAA Tournament this year, a record for the conference. The conference has produced the reigning national champs, #1 Va. Wesleyan, for two years in a row. The Marlins were ousted by fellow ODAC squad Lynchburg, which hosted a Super Regional, bowing out to Emory. Emory & Henry was the other squad represented and was ousted at the Demorest Regional, which was won by Emory. The only other conference to have more than one team in the Super Regionals was the CCIW, with that conference's two teams meeting in the Super Regional round: Carthage vs. Illinois Wesleyan.

2019 Honor Roll

Name	Award	Organization	Date
Madie Rhoads.....	Preseason All-American	<i>Fastpitch News</i>	Jan. 23, 2019
Candace Whittemore	National Player of the Year Watchlist	NFCA.....	Feb. 11, 2019
Candace Whittemore	Pitcher of the Week.....	ODAC.....	Mar. 11, 2019
Candace Whittemore	National Pitcher of the Week	NFCA.....	Mar. 20, 2019
Kerstin Roth	All-ODAC Tournament Team	ODAC.....	Apr. 29, 2019
Taylor Sanderford	All-ODAC Tournament Team	ODAC.....	Apr. 29, 2019
Savannah Wood	All-ODAC Tournament Team	ODAC.....	Apr. 29, 2019
Candace Whittemore	All-ODAC Tournament Team	ODAC.....	Apr. 29, 2019
Maddie Stone	All-ODAC First Team (2B).....	ODAC.....	May 1, 2019
Savannah Wood	All-ODAC First Team (SS).....	ODAC.....	May 1, 2019
Brittany LaPrade	All-ODAC First Team (DP)	ODAC.....	May 1, 2019
Candace Whittemore	All-ODAC Second Team (P).....	ODAC.....	May 1, 2019
Kerstin Roth	All-ODAC Second Team (OF).....	ODAC.....	May 1, 2019
Sami Davidson.....	All-ODAC Third Team (C).....	ODAC.....	May 1, 2019
Taylor Sanderford	All-ODAC Third Team (3B)	ODAC.....	May 1, 2019
Candace Whittemore	Most Outstanding Player - Ewing N.J. Regional.....		May 13, 2019
Ali Celiberti.....	Ewing, N.J. Regional All-Tournament		May 13, 2019
Sami Davidson.....	Ewing, N.J. Regional All-Tournament		May 13, 2019
Maddie Stone	Ewing, N.J. Regional All-Tournament		May 13, 2019
Savannah Wood	All-Atlantic Region	NFCA.....	May 15, 2019
Candace Whittemore	All-Atlantic Region	NFCA.....	May 15, 2019
Candace Whittemore	Most Outstanding Pitcher - Newport News Regional.....		May 18, 2019
Shelby Hill.....	Most Outstanding Player - Newport News Regional		May 18, 2019
Candace Whittemore	Susan Locke de Nagy Award	Randolph-Macon	May 18, 2019

Kevin Proffitt Head Coach

Under the leadership of Head Coach Kevin Proffitt, Randolph-Macon's softball program continues to grow and gain respect on a regional and national level in NCAA Division III softball.

In 2019, the Yellow Jackets received their third straight at-large bid to the NCAA Tournament to compete at the Ewing, New Jersey Regional. Proffitt helped guide seven players to All-ODAC nods and coached a Fastpitch News Preseason All-American and a Schutt Sports/NFCA National Player of the Year candidate. R-MC competed in the Old Dominion Athletic Conference Tournament and finished as the conference runner-up. The Yellow Jackets started the season ranked in the NFCA poll and obtained a season-high ranking of 10th.

Randolph-Macon appeared in the NCAA Tournament for the second straight year and won a program record 40 games in 2018. R-MC obtained the highest ranking on the NFCA Division III Top 25 poll as the team slotted 4th midway through the season. It set up a Top 25 matchup between the fourth-ranked Yellow Jackets and reigning national champions, #1 Virginia Wesleyan. Proffitt coached the Yellow Jackets to a split with the Marlins in what became the most significant win in program history at the time. R-MC's pitching staff under Proffitt was stellar in 2018: The staff ended the season atop the nation in Division III for best earned run average with a 1.03 ERA, beating out the second team, Transylvania, by more than a tenth of a point. Freshman Madie Rhoads finished the season with the best ERA in the nation at 0.80. R-MC was also 23rd in the nation for stolen bases per game. Proffitt guided five All-ODAC selections as well as the conference's Rookie of the Year in Rhoads. Rhoads, junior Candace Whittemore and sophomore Sami Davidson were all named to the All-Atlantic Region team as well.

2017 saw the R-MC softball program receive their first ever at large bid to the 2017 NCAA Softball Division III softball tournament. Adding to the excitement was the fact that they were chosen to host the Ashland Regional. It was the first time in program history that the softball program had received the honor of hosting an NCAA Regional Tournament. The Yellow Jackets finished as the runner up in the Ashland Regional and had 3 players named to the All-Tournament team. Randolph-Macon finished the 2017 campaign 35-11 which set a program record for wins in a season. The Yellow Jackets had 2 NFCA All Region players, one VASID All State recipient and ended the year ranked #17 in the final NFCA top 25 national poll.

2016 saw another great campaign for the Yellow Jackets. For the season, they posted a 31-13 record...2nd most wins in program history. The 31 wins included winning streaks of 7 and 8 games as well as a record of 17-5 in the month of March. In April, Randolph-Macon earned a #9 ranking in the Atlantic Region as well. 2016 came to an exciting end as senior Madison Gilman became the first All-American in program history. She was named a National Fastpitch Coach's Association Third Team All-American. She was also named to the Hero Sports All American Team.

R-MC claimed the program's first Old Dominion Athletic Conference Title in 2015 and made its first appearance in the NCAA Tournament, finishing as the runner up of the Newport News Regional. The Yellow Jackets were ranked No. 8 in the Atlantic Region for the second consecutive season. The 2015 squad included the ODAC Rookie of the Year, three All-State honorees, two All-Region mentions and three All-ODAC performers. They also had 3 players named to the Newport News All Regional Team.

Proffitt is in his 17th year as head coach of the Randolph-Macon Softball Program. A 1986 Randolph-Macon graduate with a B.A. degree in Psychology, Proffitt was a letter-winner on the Yellow Jacket baseball team as a catcher.

Proffitt was recognized as the 2007 Old Dominion Athletic Conference Coach of the Year after the Yellow Jackets reached the ODAC Tournament and posted 21 wins, then a school record. He was named the recipient of the Randolph-Macon College Athletic Department's Hugh Stephens Coach of the Year Award in the spring of 2012 and 2013. Fellow R-MC coaches voted on the award. Proffitt picked up his 300th career win on March 2, 2017 with a win over Eastern University.

He and his wife, Tammy, live in Ashland and have two boys, Jackson, 23 and Kipp, 20.



Amanda Sopko Asst. Softball Coach

Amanda Sopko is in her fourth year as the assistant softball coach for Randolph-Macon.

Sopko has helped lead the Yellow Jackets to three NCAA Tournament appearances, which were the first in R-MC history. The program secured NCAA Regional runner-up placement twice under Sopko's tutelage.

Sopko played four years for the Yellow Jackets. During her career, R-MC went 115-47 (.710) overall and 51-27 (.654) in ODAC contests. Sopko was All-ODAC Third Team as a freshman and Second Team as a junior and senior. In 2013, she was a National Fastpitch Coaches Association Atlantic Region Second Team selection. Sopko scored 122 career runs and was successful on 85 of 92 stolen base attempts for a success rate of 92.4%. Sopko is seventh all-time in the ODAC with 85 career steals.

R-MC posted a record of 26-12 in 2015 and won its first ODAC Tournament title. The Yellow Jackets went 4-0 in Salem and Sopko was named to the ODAC All-Tournament Team. R-MC made its first trip to the NCAA Tournament and was runner-up in the Newport News Regional. Sopko earned a spot on the All-Regional Team.

A native of Skippers, Va., and a graduate of Greenville High School, Sopko played both second base and outfield for the Yellow Jackets. She earned a bachelor's degree in psychology from Randolph-Macon in 2015 with a minor in communication studies.



Chip Bailey Asst. Softball Coach

Chip Bailey is in his ninth year as an assistant softball coach at Randolph-Macon College. His educational career consisted of more than 36 years as a teacher, coach and guidance counselor in the Richmond City School System.

During his career, Bailey has coached high school baseball at Marshall-Walker and Huguenot in the city, and Monacan in Chesterfield County. He was an assistant softball coach at James River and Patrick Henry High Schools. Bailey had the pleasure of heading the St. Gertrude team in 2001, and led them to a local Independent School Championship. His three regional softball District Five Championships paved the way for his love of fastpitch softball.

From 1995-2007, he was actively involved as the primary assistant coach for the Richmond-based Sports Plus 18U travel softball team. This team won numerous ASA tournaments, and he coached a large number of players who went on to play college softball.

Bailey's opportunity to coach college softball arrived in 2007 at Christopher Newport University in Newport News, Virginia. He spent four years as assistant coach and helped develop many All-Conference and two All-American players. CNU's record of 145-39 from 2007-2010 demonstrates the success of this nationally known program. The 2010 campaign concluded with a fourth-place finish in the Division III World Series in Eau Claire, Wisconsin.

Coach Bailey continues to help youngsters with hitting lessons, and is available for clinics with travel and school-age teams. Coach Bailey's wife, Shelley, passed away in November of 2018 due to pancreatic cancer. She fought a courageous battle.



Dana Wood

Dana Wood in in his 14th season as an assistant coach for Kevin Proffitt.

Wood, who is a 1976 graduate of Randolph-Macon College, was a member of the Yellow Jackets baseball program under legendary head coach Hugh Stephens.

He has helped with the continued success of the softball program, including the 2017 NCAA Ashland Regional, 2015 ODAC Championship and NCAA Tournament Regional appearance.

Wood began his coaching career in 1989 and in 1994 was instrumental in starting Ashland Little League's "fast pitch" softball division. He has also coached AAU baseball teams to several state titles. Wood has also coached varsity high school softball at near by Patrick Henry High School. The Patriots captured the Colonial District Championship in 2006, 2007 & 2010.

Away from the diamond, Wood is an avid supporter of all Yellow Jacket athletics. A local business owner, Wood lives in Ashland with his wife Cathy and the couple has four grown children.



Season Summary

Record: 30-15 Home: 17-4 Away: 8-9 Neutral: 5-2 ODAC: 12-8

Player	avg	gp-gs	ab	r	h	2b	3b	hr	rbi	tb	slg%	bb	hp	so	gdp	ob%	sf	sh	sb-att	po	a	e	fld%	
7 Savannah Wood	.417	45-45	139	29	58	8	2	0	39	70	.504	6	3	3	1	.438	5	4	28-31	78	58	6	.958	
25 Brittany LaPrade	.400	43-29	95	8	38	9	1	2	18	55	.579	12	3	5	1	.477	1	2	0-0	8	1	2	.818	
6 Taylor Sanderford	.390	45-42	82	9	32	4	1	1	20	41	.500	9	2	6	0	.457	1	7	1-1	41	53	13	.879	
2 Maddie Stone	.381	43-42	105	34	40	9	1	0	21	51	.486	11	8	7	0	.465	3	15	14-17	81	46	7	.948	
20 Kerstin Roth	.360	45-45	136	44	49	5	3	0	11	60	.441	22	2	12	0	.456	0	2	32-34	64	4	0	1.000	
5 Candace Whittemore	.355	39-37	107	16	38	2	0	0	17	40	.374	4	1	8	1	.384	0	9	6-9	6	22	1	.966	
16 Ali Celiberti	.344	30-18	64	9	22	8	0	3	13	39	.609	1	0	6	0	.354	0	0	0-1	0	8	0	1.000	
8 Sami Davidson	.314	45-45	121	17	38	6	0	0	18	44	.364	9	3	11	1	.370	2	5	6-6	254	28	2	.993	
23 Shelby Hill	.260	45-43	100	15	26	4	1	2	20	38	.380	9	1	12	0	.327	0	6	6-7	73	2	0	1.000	
4 Kaitlyn Deeter	.200	34-29	55	12	11	1	0	1	6	15	.273	2	2	11	0	.254	0	4	6-6	39	0	3	.929	
18 Sam Scifres	.169	41-38	71	12	12	4	0	0	4	16	.225	3	0	11	0	.203	0	3	1-1	168	12	3	.984	

11 Kamryn Steinruck	.571	24-0	7	7	4	0	0	0	1	4	.571	0	0	0	0	.571	0	1	1-1	3	0	0	1.000	
15 Isabella Brooks	.286	11-1	7	1	2	0	0	0	1	2	.286	0	0	1	0	.286	0	0	0-0	0	1	0	1.000	
13 Megan Smith	.250	12-3	12	1	3	0	0	0	4	3	.250	0	0	3	0	.231	1	0	0-0	1	3	3	.571	
27 Ashley Ramsey	.250	10-2	8	1	2	1	0	0	2	3	.375	2	1	2	0	.455	0	0	0-0	1	0	0	1.000	
14 Casey Abernethy	.222	29-2	9	4	2	0	0	0	1	2	.222	4	0	2	0	.462	0	1	3-4	4	0	0	1.000	
26 Hannah Stout	.200	6-0	5	0	1	0	0	0	0	1	.200	0	0	1	0	.200	0	0	0-0	1	0	0	1.000	
10 Brooklyne Carr	.143	18-7	21	0	3	0	0	0	2	3	.143	1	0	6	0	.182	0	1	0-0	42	1	0	1.000	
9 Sarah Cimring	.000	14-3	6	3	0	0	0	0	1	0	.000	1	0	0	0	.143	0	0	0-0	8	7	1	.938	
17 Mary Grace Amos	.000	5-0	4	0	0	0	0	0	0	0	.000	0	0	3	0	.000	0	0	0-0	1	1	1	.667	
21 Madie Rhoads	.000	2-2	2	0	0	0	0	0	0	0	.000	0	0	2	0	.000	0	0	0-0	3	3	1	.857	
12 Kellie Ferguson	.000	4-0	2	0	0	0	0	0	0	0	.000	0	0	1	0	.000	0	0	0-0	0	2	1	.667	
22 Skylar Ackerson	.000	4-0	1	1	0	0	0	0	0	0	.000	0	0	0	0	.000	0	0	0-1	0	0	0	.000	
Totals	.329	45	1159	223	381	61	9	9	199	487	.420	96	26	113	4	.389	13	60	104-119	876	252	44	.962	
Opponents	.234	45	1107	144	259	33	3	24	126	370	.334	124	17	254	3	.319	6	19	25-39	848	404	60	.954	

LOB - Team (285), Opp (255). DPs turned - Team (11), Opp (12). Picked off - S. Wood 1.

(All games Sorted by Earned run avg)

Player	era	w-l	app	gs	cg	sho	sv	ip	h	r	er	bb	so	2b	3b	hr	b/avg	wp	hp	bk	sfa	sha
5 Candace Whittemore	1.83	20-8	28	25	20	9/1	0	168.2	118	54	44	55	175	16	3	9	.195	10	4	0	4	11
16 Ali Celiberti	3.59	2-0	14	3	2	0/1	1	37.0	46	21	19	18	10	7	0	6	.301	3	2	0	0	2
21 Madie Rhoads	3.94	8-7	17	17	6	1/2	0	76.1	80	58	43	44	66	7	0	9	.266	7	11	0	2	6
12 Kellie Ferguson	5.60	0-0	6	0	0	0/2	0	10.0	15	11	8	7	3	3	0	0	.319	0	0	0	0	0
Totals	2.73	30-15	45	45	28	13/3	1	292.0	259	144	114	124	254	33	3	24	.234	20	17	0	6	19
Opponents	4.09	15-30	45	45	30	2/0	0	282.2	381	223	165	96	113	61	9	9	.329	21	26	0	13	60

PB - Team (9), S. Davidson 9, Opp (10). Pickoffs - Team (2), C.Whittemore 1, S. Davidson 1. SBA/ATT - S. Davidson (25-37), C.Whittemore (16-23), M. Rhoads (6-10), A. Celiberti (3-4), T.Sanderford (0-2), K. Ferguson (0-2).

Run Summary

Score by innings	1	2	3	4	5	6	7	8	Total
Randolph-Macon	52	39	39	39	22	18	12	2	223
Opponents	37	20	13	28	21	10	10	5	144

Record when ...

Overall	30-15	After 4 leading	23-1
Conference	12-8 trailing	1-12
Non-Conference	18-7 tied	6-2
Home games	17-4	After 5 leading	21-0
Away games	8-9 trailing	2-12
Neutral site	5-2 tied	1-2
Day games	30-15	After 6 leading	20-2
Night games	0-0 trailing	0-11
vs Left starter	2-2 tied	2-0
vs Right starter	28-13		
1-Run games	6-4	Hit 0 home runs	25-11
2-Run games	2-0	... 1 home run	5-4
5+Run games	14-7	... 2+ home runs	0-0
Extra innings	1-2		
Shutouts	13-2	Opponent 0 home runs	23-5
	 1 home run	7-4
Scoring 0-2 runs	3-7 2+ HRs	0-6
..... 3-5 runs	11-6		
..... 6-9 runs	10-2	Made 0 errors	19-4
..... 10+ runs	6-0 1 error	4-6
	 2+ errors	7-5
Opponent 0-2 runs	24-1		
..... 3-5 runs	6-3	Opp. made 0 errors	6-6
..... 6-9 runs	0-8 1 error	7-8
..... 10+ runs	0-3 2+ errors	17-1
Scored in 1st inning	18-6	Out-hit opponent	26-2
Opp. scored in 1st	7-11	Out-hit by opponent	3-10
Scores first	26-5	Hits are tied	1-3
Opp. scores first	4-10		

Record when team scores:

Runs	0	1	2	3	4	5	6	7	8	9	10+
W-L	0-2	2-3	1-2	5-1	4-4	2-1	3-0	5-1	2-0	0-1	6-0

Record when opponent scores:

Runs	0	1	2	3	4	5	6	7	8	9	10+
W-L	13-0	8-1	3-0	4-0	2-2	0-1	0-1	0-3	0-3	0-1	0-3

Record when leading after:

Inn.	1	2	3	4	5	6
W-L	15-2	18-3	23-2	23-1	21-0	20-2

Record when trailing after:

Inn.	1	2	3	4	5	6
W-L	2-9	2-10	1-11	1-12	2-12	0-11

Record when tied after:

Inn.	1	2	3	4	5	6
W-L	13-4	10-2	6-2	6-2	1-2	2-0

Current winning streak: 2

Longest winning streak: 7

Longest losing streak: 3

Home attendance : 4009 (21 dates avg = 190)

Away attendance : 3434 (22 dates avg = 156)

Total attendance: 7443 (43 dates avg = 173)

Team Batting Leaders

Hitting minimums - 1 Games 1.0 TPA/Game
Pitching minimums - 1 Games

Batting avg

1. 7 Savannah Wood	.417
2. 25 Brittany LaPrade	.400
3. 6 Taylor Sanderford	.390
4. 2 Maddie Stone	.381
5. 20 Kerstin Roth	.360

Runs scored

1. 20 Kerstin Roth	44
2. 2 Maddie Stone	34
3. 7 Savannah Wood	29
4. 8 Sami Davidson	17
5. 5 Candace Whittemore	16

Doubles

1. 2 Maddie Stone	9
25 Brittany LaPrade	9
3. 16 Ali Celiberti	8
7 Savannah Wood	8
5. 8 Sami Davidson	6

Total bases

1. 7 Savannah Wood	70
2. 20 Kerstin Roth	60
3. 25 Brittany LaPrade	55
4. 2 Maddie Stone	51
5. 8 Sami Davidson	44

Sac bunts

1. 2 Maddie Stone	15
2. 5 Candace Whittemore	9
3. 6 Taylor Sanderford	7
4. 23 Shelby Hill	6
5. 8 Sami Davidson	5

Caught stealing

1. 7 Savannah Wood	3
5 Candace Whittemore	3
2 Maddie Stone	3
4. 20 Kerstin Roth	2
5. 4 tied at.....	1

Strikeouts

1. 23 Shelby Hill	12
20 Kerstin Roth	12
3. 18 Sam Scifres	11
4 Kaitlyn Deeter	11
8 Sami Davidson	11

At bats

1. 7 Savannah Wood	139
2. 20 Kerstin Roth	136
3. 8 Sami Davidson	121
4. 5 Candace Whittemore	107
5. 2 Maddie Stone	105

Games as sub

1. 14 Casey Abernethy	27
2. 11 Kamryn Steinruck	24
3. 25 Brittany LaPrade	14
4. 16 Ali Celiberti	12
5. 2 tied at.....	11

Slugging pct

1. 16 Ali Celiberti	.609
2. 25 Brittany LaPrade	.579
3. 7 Savannah Wood	.504
4. 6 Taylor Sanderford	.500
5. 2 Maddie Stone	.486

Hits

1. 7 Savannah Wood	58
2. 20 Kerstin Roth	49
3. 2 Maddie Stone	40
4. 3 tied at.....	38

Triples

1. 20 Kerstin Roth	3
2. 7 Savannah Wood	2
3. 4 tied at.....	1

Walks

1. 20 Kerstin Roth	22
2. 25 Brittany LaPrade	12
3. 2 Maddie Stone	11
4. 3 tied at.....	9

Sac flies

1. 7 Savannah Wood	5
2. 2 Maddie Stone	3
3. 8 Sami Davidson	2
4. 3 tied at.....	1

Steal attempts

1. 20 Kerstin Roth	34
2. 7 Savannah Wood	31
3. 2 Maddie Stone	17
4. 5 Candace Whittemore	9
5. 23 Shelby Hill	7

Grounded into DP

1. 25 Brittany LaPrade	1
7 Savannah Wood	1
5 Candace Whittemore	1
8 Sami Davidson	1

Games played

1. 7 Savannah Wood	45
20 Kerstin Roth	45
8 Sami Davidson	45
6 Taylor Sanderford	45
23 Shelby Hill	45

On base pct

1. 25 Brittany LaPrade	.477
2. 2 Maddie Stone	.465
3. 6 Taylor Sanderford	.457
4. 20 Kerstin Roth	.456
5. 7 Savannah Wood	.438

Runs batted in

1. 7 Savannah Wood	39
2. 2 Maddie Stone	21
3. 23 Shelby Hill	20
6 Taylor Sanderford	20
5. 2 tied at.....	18

Home runs

1. 16 Ali Celiberti	3
2. 23 Shelby Hill	2
25 Brittany LaPrade	2
4. 6 Taylor Sanderford	1
4 Kaitlyn Deeter	1

Hit by pitch

1. 2 Maddie Stone	8
2. 8 Sami Davidson	3
25 Brittany LaPrade	3
7 Savannah Wood	3
5. 3 tied at.....	2

Stolen bases

1. 20 Kerstin Roth	32
2. 7 Savannah Wood	28
3. 2 Maddie Stone	14
4. 4 tied at.....	6

Stolen base pct

1. 8 Sami Davidson	1.000
6 Taylor Sanderford	1.000
18 Sam Scifres	1.000
4 Kaitlyn Deeter	1.000
5. 20 Kerstin Roth	.941

Total plate appearances

1. 20 Kerstin Roth	162
2. 7 Savannah Wood	157
3. 2 Maddie Stone	142
4. 8 Sami Davidson	140
5. 5 Candace Whittemore	121

Game starts

1. 20 Kerstin Roth	45
8 Sami Davidson	45
7 Savannah Wood	45
4. 23 Shelby Hill	43
5. 2 tied at.....	42

Team Pitching/Fielding Leaders

Hitting minimums - 1 Games 1.0 TPA/Game
Pitching minimums - 1 Games

Earned run avg

1. 5 Candace Whittemore	1.83
2. 16 Ali Celiberti	3.59
3. 21 Madie Rhoads	3.94
4. 12 Kellie Ferguson	5.60

Opposing bat avg

1. 5 Candace Whittemore	.195
2. 21 Madie Rhoads	.266
3. 16 Ali Celiberti	.301
4. 12 Kellie Ferguson	.319

Won-loss pct

1. 16 Ali Celiberti	1.000
2. 5 Candace Whittemore	.714
3. 21 Madie Rhoads	.533
4. 12 Kellie Ferguson	.000

Wins

1. 5 Candace Whittemore	20
2. 21 Madie Rhoads	8
3. 16 Ali Celiberti	2

Losses

1. 5 Candace Whittemore	8
2. 21 Madie Rhoads	7

Saves

1. 16 Ali Celiberti	1
---------------------	---

Innings pitched

1. 5 Candace Whittemore	168.2
2. 21 Madie Rhoads	76.1
3. 16 Ali Celiberti	37.0
4. 12 Kellie Ferguson	10.0

Batters struck out

1. 5 Candace Whittemore	175
2. 21 Madie Rhoads	66
3. 16 Ali Celiberti	10
4. 12 Kellie Ferguson	3

Appearances

1. 5 Candace Whittemore	28
2. 21 Madie Rhoads	17
3. 16 Ali Celiberti	14
4. 12 Kellie Ferguson	6

Games started

1. 5 Candace Whittemore	25
2. 21 Madie Rhoads	17
3. 16 Ali Celiberti	3

Games finished

1. 16 Ali Celiberti	9
2. 12 Kellie Ferguson	5
3. 5 Candace Whittemore	3

Games in relief

1. 16 Ali Celiberti	11
2. 12 Kellie Ferguson	6
3. 5 Candace Whittemore	3

Wild pitches

1. 5 Candace Whittemore	10
2. 21 Madie Rhoads	7
3. 16 Ali Celiberti	3

Balks

Hit batters

1. 21 Madie Rhoads	11
2. 5 Candace Whittemore	4
3. 16 Ali Celiberti	2

Intentional BB allowed

Runners picked off

1. 8 Sami Davidson	1
5 Candace Whittemore	1

Batters SO out looking

1. 5 Candace Whittemore	36
2. 21 Madie Rhoads	16
3. 16 Ali Celiberti	4
4. 12 Kellie Ferguson	1

Sac bunts allowed

1. 5 Candace Whittemore	11
2. 21 Madie Rhoads	6
3. 16 Ali Celiberti	2

Sac flies allowed

1. 5 Candace Whittemore	4
2. 21 Madie Rhoads	2

Hits allowed

1. 12 Kellie Ferguson	15
2. 16 Ali Celiberti	46
3. 21 Madie Rhoads	80
4. 5 Candace Whittemore	118

Runs allowed

1. 12 Kellie Ferguson	11
2. 16 Ali Celiberti	21
3. 5 Candace Whittemore	54
4. 21 Madie Rhoads	58

Earned runs allowed

1. 12 Kellie Ferguson	8
2. 16 Ali Celiberti	19
3. 21 Madie Rhoads	43
4. 5 Candace Whittemore	44

Walks allowed

1. 12 Kellie Ferguson	7
2. 16 Ali Celiberti	18
3. 21 Madie Rhoads	44
4. 5 Candace Whittemore	55

Doubles allowed

1. 12 Kellie Ferguson	3
2. 16 Ali Celiberti	7
21 Madie Rhoads	7
4. 5 Candace Whittemore	16

Triples allowed

1. 12 Kellie Ferguson	0
16 Ali Celiberti	0
21 Madie Rhoads	0
4. 5 Candace Whittemore	3

Home runs allowed

1. 12 Kellie Ferguson	0
2. 16 Ali Celiberti	6
3. 21 Madie Rhoads	9
5 Candace Whittemore	9

Fielding pct

1. 23 Shelby Hill	1.000
20 Kerstin Roth	1.000
10 Brooklyne Carr	1.000
16 Ali Celiberti	1.000
14 Casey Abernethy	1.000

Chances

1. 8 Sami Davidson	284
2. 18 Sam Scifres	183
3. 7 Savannah Wood	142
4. 2 Maddie Stone	134
5. 6 Taylor Sanderford	107

Putouts

1. 8 Sami Davidson	254
2. 18 Sam Scifres	168
3. 2 Maddie Stone	81
4. 7 Savannah Wood	78
5. 23 Shelby Hill	73

Assists

1. 7 Savannah Wood	58
2. 6 Taylor Sanderford	53
3. 2 Maddie Stone	46
4. 8 Sami Davidson	28
5. 5 Candace Whittemore	22

Errors

1. 6 Taylor Sanderford	13
2. 2 Maddie Stone	7
3. 7 Savannah Wood	6
4. 3 tied at.....	3

Fielding double plays

1. 7 Savannah Wood	6
2. 8 Sami Davidson	5
3. 18 Sam Scifres	4
4. 4 tied at.....	2

Stolen bases against

1. 8 Sami Davidson	25
2. 5 Candace Whittemore	16
3. 21 Madie Rhoads	6
4. 16 Ali Celiberti	3

Caught stealing by

1. 8 Sami Davidson	12
2. 5 Candace Whittemore	7
3. 21 Madie Rhoads	4
4. 12 Kellie Ferguson	2
6 Taylor Sanderford	2

Steal attempts against

1. 8 Sami Davidson	37
2. 5 Candace Whittemore	23
3. 21 Madie Rhoads	10
4. 16 Ali Celiberti	4
5. 2 tied at.....	2

Passed balls

1. 8 Sami Davidson	9
--------------------	---

Catchers interference

Team Game-By-Game - Batting

Date	Opponent	ab	r	h	rbi	2b	3b	hr	tb	bb	ibb	sb	cs	hbp	sac	sf	gdp	k	po	a	e	lob	avg
2/28/2019	at Mary Washington	26	7	6	6	0	0	0	6	5	0	2	0	2	2	1	0	2	21	8	3	8	.231
2/28/2019	at Mary Washington	26	5	7	4	0	0	0	7	4	0	4	1	1	1	0	0	2	18	5	1	6	.250
3/2/2019	STEVENSON	30	7	9	5	1	0	0	10	1	0	7	0	0	0	0	0	6	21	6	0	6	.268
3/2/2019	STEVENSON	25	11	15	11	3	0	1	21	2	0	4	0	0	0	1	0	0	15	3	2	5	.346
3/3/2019	GETTYSBURG	25	4	7	2	0	0	0	7	3	0	6	0	1	4	0	0	4	24	6	0	6	.333
3/3/2019	GETTYSBURG	21	3	4	3	0	0	0	4	2	0	1	0	1	2	0	0	0	21	4	0	5	.314
3/8/2019	ROWAN	17	1	0	1	0	0	0	0	3	0	0	0	0	1	0	0	3	21	7	0	2	.282
3/9/2019	WILKES	25	5	7	4	2	1	0	11	2	0	2	0	1	0	0	0	1	21	6	0	5	.282
3/9/2019	WILKES	23	10	11	9	4	0	0	15	2	0	4	0	1	0	1	0	1	15	2	1	5	.303
3/11/2019	RHODE ISLAND COL.	28	8	12	7	2	0	0	14	3	0	8	1	2	0	0	0	2	18	3	0	8	.317
3/11/2019	RHODE ISLAND COL.	25	6	7	4	2	0	0	9	1	0	2	1	1	1	1	0	2	21	8	1	5	.314
3/17/2019	GREENSBORO	25	11	12	9	0	0	1	15	0	0	0	1	0	2	0	0	1	15	6	0	4	.328
3/17/2019	GREENSBORO	30	4	9	4	0	0	0	9	0	0	2	0	1	1	2	1	4	24	6	1	7	.325
*3/20/2019	VA. WESLEYAN	23	0	3	0	1	0	0	4	2	0	2	0	0	1	0	0	9	21	12	1	5	.312
*3/20/2019	VA. WESLEYAN	23	5	8	5	1	0	0	9	1	0	3	0	0	4	0	0	0	21	7	0	5	.315
*Mar 23	at Lynchburg	25	1	4	1	0	0	0	4	2	0	0	1	1	0	0	0	1	18	6	1	6	.305
*3/23/2019	at Lynchburg	26	2	6	1	0	0	0	6	3	0	0	0	0	1	0	0	3	18	5	2	7	.300
*3/26/2019	EAST. MENNONITE	19	3	6	3	1	0	0	7	2	0	1	1	1	3	1	0	1	21	10	0	5	.301
*3/26/2019	EAST. MENNONITE	23	6	8	6	2	0	0	10	5	0	3	0	0	3	1	0	1	21	3	1	8	.303
*Mar 30	at Guilford	29	7	13	6	4	0	1	20	2	0	1	0	1	3	0	1	2	21	5	2	7	.312
*Mar 30	at Guilford	30	9	12	7	3	0	1	18	4	0	0	0	4	4	0	0	1	20	3	6	12	.317
*3/31/2019	at Emory & Henry	22	4	6	4	1	0	1	10	4	0	1	0	1	0	0	0	5	14	4	0	8	.315
*3/31/2019	at Emory & Henry	33	7	16	6	2	0	1	21	0	0	3	0	0	3	0	0	5	18	7	2	8	.325
4/3/2019	CHRIS. NEWPORT	24	6	6	5	1	0	0	7	2	0	2	0	0	1	0	0	0	21	5	0	3	.322
4/3/2019	CHRIS. NEWPORT	29	4	8	4	1	0	0	9	2	0	2	0	2	0	0	0	5	21	3	0	8	.320
*Apr 6	at Shenandoah Hornets	28	10	11	10	1	2	0	16	2	0	5	0	1	0	0	0	1	15	6	0	6	.323
*Apr 6	at Shenandoah Hornets	31	7	10	7	1	2	0	15	4	0	7	1	0	1	1	0	1	21	6	3	9	.323
*Apr 09	at Bridgewater	27	1	10	1	1	0	0	11	3	0	2	1	0	1	0	0	1	18	3	0	9	.325
*Apr 09	at Bridgewater	32	7	15	7	4	1	1	24	0	0	2	1	0	1	0	0	1	21	8	2	5	.331
*4/14/2019	RANDOLPH	25	8	10	7	2	0	1	15	6	0	4	0	1	1	0	0	2	18	5	0	9	.333
*4/14/2019	RANDOLPH	22	10	11	10	3	1	0	16	3	0	2	0	0	0	1	0	3	15	6	0	4	.338
*4/17/2019	at Ferrum	32	4	11	4	3	0	0	14	0	0	3	0	0	0	0	0	2	21	2	1	7	.338
*4/17/2019	at Ferrum	23	1	6	1	2	1	0	10	0	0	0	0	0	0	0	1	2	17	6	2	4	.336
*4/20/2019	ROANOKE	24	3	7	3	2	0	0	9	1	0	1	0	0	1	0	0	1	21	5	4	5	.334
*4/20/2019	ROANOKE	24	10	9	8	2	0	0	11	4	0	8	0	1	1	1	0	1	15	1	0	7	.336
4/26/2019	vs Bridgewater	21	2	5	1	2	0	0	7	5	0	0	0	0	2	1	0	0	21	6	0	9	.333
4/27/2019	vs Va. Wesleyan	25	3	5	3	0	0	0	5	1	0	1	0	0	2	0	0	7	21	10	0	4	.330
4/27/2019	vs Lynchburg	32	3	12	3	3	0	0	15	3	0	1	2	0	1	0	0	7	21	14	0	12	.331
4/28/2019	vs Va. Wesleyan	25	0	4	0	0	0	0	4	0	0	0	0	1	0	0	0	8	18	7	1	5	.327
4/29/2019	vs Va. Wesleyan	25	2	9	2	0	0	0	9	0	0	3	2	0	2	0	0	4	18	5	1	4	.328
May 10	vs Arcadia	19	1	5	1	1	0	0	6	0	0	0	1	0	3	0	0	2	21	2	0	3	.327
May 11	vs Mt. Aloysius	29	4	11	4	1	1	0	14	0	0	0	0	0	2	0	0	0	21	6	0	6	.328
May 17	at Chris. Newport	28	3	9	3	1	0	1	13	1	0	1	0	0	1	0	0	1	18	3	4	6	.328
May 18	at Chris. Newport	26	4	8	4	0	0	0	8	6	0	3	0	1	2	1	0	4	24	7	2	11	.327
May 18	at Chris. Newport	29	4	11	3	1	0	0	12	0	0	1	1	0	2	0	1	4	21	4	0	6	.329
Totals		1159	223	381	199	61	9	9	487	96	0	104	15	26	60	13	4	113	876	252	44	285	.329

Team Game-By-Game - Pitching

Date	Opponent	ip	h	r	er	bb	so	2b	3b	hr	wp	bk	hbp	dp	ibb	score	w-l	sv	era
2/28/2019	at Mary Washington	7.0	10	4	2	4	4	1	0	0	1	0	0	1	0	7-4	1-0	1	2.00
2/28/2019	at Mary Washington	6.0	7	6	6	6	7	1	0	1	1	0	0	0	0	5-6	1-1	1	4.31
3/2/2019	STEVENSON	7.0	3	1	1	1	9	0	0	0	0	0	0	0	0	7-1	2-1	1	3.15
3/2/2019	STEVENSON	5.0	4	3	0	3	4	0	0	0	0	0	1	0	0	11-3	3-1	1	2.52
3/3/2019	GETTYSBURG	8.0	8	5	5	4	7	1	1	1	0	0	0	0	0	4-5	3-2	1	2.97
3/3/2019	GETTYSBURG	7.0	1	1	1	1	8	0	0	1	0	0	0	0	0	3-1	4-2	1	2.62
3/8/2019	ROWAN	7.0	2	0	0	1	6	0	0	0	0	0	0	0	0	1-0	5-2	1	2.23
3/9/2019	WILKES	7.0	3	0	0	1	6	0	0	0	0	0	0	1	0	5-0	6-2	1	1.94
3/9/2019	WILKES	5.0	3	0	0	0	5	1	0	0	0	0	2	0	0	10-0	7-2	1	1.78
3/11/2019	RHODE ISLAND COL.	6.0	5	0	0	2	10	0	0	0	0	0	0	0	0	8-0	8-2	1	1.62
3/11/2019	RHODE ISLAND COL.	7.0	4	0	0	8	10	0	0	0	1	0	0	0	0	6-0	9-2	1	1.46
3/17/2019	GREENSBORO	5.0	1	0	0	0	5	0	0	0	0	0	0	0	0	11-0	10-2	1	1.36
3/17/2019	GREENSBORO	8.0	8	7	4	4	8	1	0	0	2	0	2	0	0	4-7	10-3	1	1.56
*3/20/2019	VA. WESLEYAN	7.0	5	1	1	2	4	0	0	1	0	0	0	0	0	0-1	10-4	1	1.52
*3/20/2019	VA. WESLEYAN	7.0	5	1	1	3	2	1	0	0	1	0	0	0	0	5-1	11-4	1	1.48
*Mar 23	at Lynchburg	6.0	9	4	4	3	5	0	0	1	1	0	0	2	0	1-4	11-5	1	1.67
*3/23/2019	at Lynchburg	6.0	11	7	7	3	2	1	0	0	0	0	0	1	0	2-7	11-6	1	2.02
*3/26/2019	EAST. MENNONITE	7.0	3	0	0	1	6	1	0	0	0	0	0	0	0	3-0	12-6	1	1.90
*3/26/2019	EAST. MENNONITE	7.0	2	0	0	2	8	0	0	0	0	0	2	1	0	6-0	13-6	1	1.79
*Mar 30	at Guilford	7.0	5	4	4	1	4	1	0	1	0	0	0	0	0	7-4	14-6	1	1.91
*Mar 30	at Guilford	6.2	13	10	5	2	3	1	0	2	0	0	0	0	0	9-10	14-7	1	2.07
*3/31/2019	at Emory & Henry	4.2	15	12	12	4	5	3	1	2	2	0	0	0	0	4-12	14-8	1	2.59
*3/31/2019	at Emory & Henry	6.0	18	14	12	3	5	3	0	2	1	0	1	1	0	7-14	14-9	1	3.05
4/3/2019	CHRIS. NEWPORT	7.0	2	0	0	1	7	0	0	0	0	0	0	0	0	6-0	15-9	1	2.91
4/3/2019	CHRIS. NEWPORT	7.0	11	8	8	5	5	3	0	3	0	0	1	0	0	4-8	15-10	1	3.13
*Apr 6	at Shenandoah Hornets	5.0	3	1	1	1	6	1	0	0	0	0	0	0	0	10-1	16-10	1	3.08
*Apr 6	at Shenandoah Hornets	7.0	11	2	2	3	6	0	0	0	1	0	1	0	0	7-2	17-10	1	3.03
*Apr 09	at Bridgewater	6.0	8	7	7	4	10	0	0	2	0	0	1	0	0	1-7	17-11	1	3.20
*Apr 09	at Bridgewater	7.0	8	3	2	5	2	2	0	0	1	0	2	0	0	7-3	18-11	1	3.16
*4/14/2019	RANDOLPH	6.0	1	0	0	3	6	0	0	0	0	0	0	0	0	8-0	19-11	1	3.06
*4/14/2019	RANDOLPH	5.0	2	1	1	0	1	0	0	0	0	0	1	0	0	10-1	20-11	1	3.02
*4/17/2019	at Ferrum	7.0	2	1	1	2	13	0	0	1	0	0	0	0	0	4-1	21-11	1	2.95
*4/17/2019	at Ferrum	5.2	13	9	7	2	1	1	0	2	1	0	0	0	0	1-9	21-12	1	3.10
*4/20/2019	ROANOKE	7.0	3	0	0	1	7	0	0	0	1	0	0	0	0	3-0	22-12	1	3.00
*4/20/2019	ROANOKE	5.0	3	2	2	5	1	0	0	1	2	0	0	0	0	10-2	23-12	1	3.00
4/26/2019	vs Bridgewater	7.0	4	1	1	4	7	1	0	0	2	0	0	0	0	2-1	24-12	1	2.94
4/27/2019	vs Va. Wesleyan	7.0	5	2	2	3	4	1	0	1	1	0	0	0	0	3-2	25-12	1	2.91
4/27/2019	vs Lynchburg	7.0	6	1	1	3	1	3	0	1	0	0	0	2	0	3-1	26-12	1	2.86
4/28/2019	vs Va. Wesleyan	6.0	4	4	3	5	1	0	1	0	0	0	0	0	0	0-4	26-13	1	2.87
4/29/2019	vs Va. Wesleyan	6.0	10	8	4	6	2	0	0	0	0	0	0	0	0	2-8	26-14	1	2.91
May 10	vs Arcadia	7.0	2	0	0	1	13	1	0	0	0	0	0	1	0	1-0	27-14	1	2.84
May 11	vs Mt. Aloysius	7.0	1	0	0	1	12	0	0	0	0	0	0	0	0	4-0	28-14	1	2.76
May 17	at Chris. Newport	6.0	9	8	2	0	4	2	0	0	0	0	1	0	0	3-8	28-15	1	2.75
May 18	at Chris. Newport	8.0	1	3	2	8	5	0	0	0	1	0	1	1	0	4-3	29-15	1	2.73
May 18	at Chris. Newport	7.0	5	3	3	2	7	2	0	1	0	0	1	0	0	4-3	30-15	1	2.73
Totals		292.0	259	144	114	124	254	33	3	24	20	0	17	11	0	223-144	30-15	1	2.73

Individual Game Highs

INDIVIDUAL GAME HIGHS

Batting

At bats:	5	-	Candace Whittemore at Guilford (Mar 30, 2019)
Runs scored:	3	-	(6 times)
Hits:	3	-	(20 times)
RBIs:	4	-	Savannah Wood vs Randolph (4/14/2019)
Doubles:	2	-	Brittany LaPrade at Bridgewater (Apr 09, 2019)
	2	-	Maddie Stone vs Roanoke (4/20/2019)
Triples:	1	-	(9 times)
Home runs:	1	-	(9 times)
Total bases:	6	-	Shelby Hill at Emory & Henry (3/31/2019)
	6	-	Ali Celiberti at Bridgewater (Apr 09, 2019)
	6	-	Savannah Wood vs Randolph (4/14/2019)
Walks:	2	-	(8 times)
Strikeouts:	3	-	Ali Celiberti vs Va. Wesleyan (3/20/2019)
	3	-	Sam Scifres vs Va. Wesleyan (3/20/2019)
Sac hits:	2	-	Kaitlyn Deeter vs Gettysburg (3/3/2019)
	2	-	Maddie Stone at Guilford (Mar 30, 2019)
Sac flies:	1	-	(13 times)
Stolen bases:	3	-	(5 times)
Hit by pitch:	2	-	Maddie Stone vs Chris. Newport (4/3/2019)
Caught stealing:	1	-	(15 times)
Runners LOB:	6	-	Kaitlyn Deeter vs Lynchburg (4/27/2019 at Salem, Va.)

Fielding

Putouts:	13	-	Sami Davidson at Ferrum (4/17/2019)
	13	-	Sami Davidson vs Arcadia (May 10, 2019 at Ewing, NJ)
Assists:	5	-	Maddie Stone at Mary Washington (2/28/2019)
	5	-	Savannah Wood vs Lynchburg (4/27/2019 at Salem, Va.)
	5	-	Savannah Wood vs Va. Wesleyan (4/28/2019 at Salem, Va.)
Errors:	3	-	Taylor Sanderford at Guilford (Mar 30, 2019)
	3	-	Taylor Sanderford vs Roanoke (4/20/2019)
Passed balls:	1	-	(9 times)

Pitching

Innings pitched:	8.0	-	Candace Whittemore vs Gettysburg (3/3/2019)
	8.0	-	Candace Whittemore vs Chris. Newport (May 18, 2019)
Runs allowed:	8	-	Madie Rhoads at Emory & Henry (3/31/2019)
	8	-	Madie Rhoads vs Chris. Newport (4/3/2019)
	8	-	Candace Whittemore at Chris. Newport (May 17, 2019)
Earned runs:	8	-	Madie Rhoads vs Chris. Newport (4/3/2019)
Walks allowed:	6	-	Madie Rhoads vs Rhode Island Col. (3/11/2019)
	6	-	Candace Whittemore vs Chris. Newport (May 18, 2019)
Strikeouts:	13	-	Candace Whittemore at Ferrum (4/17/2019)
	13	-	Candace Whittemore vs Arcadia (May 10, 2019 at Ewing, NJ)
Hits allowed:	11	-	Madie Rhoads vs Chris. Newport (4/3/2019)
Doubles allowed:	3	-	Candace Whittemore at Emory & Henry (3/31/2019)
	3	-	Madie Rhoads vs Chris. Newport (4/3/2019)
	3	-	Ali Celiberti vs Lynchburg (4/27/2019 at Salem, Va.)
Triples allowed:	1	-	Candace Whittemore vs Gettysburg (3/3/2019)
	1	-	Candace Whittemore at Emory & Henry (3/31/2019)
	1	-	Candace Whittemore vs Va. Wesleyan (4/28/2019 at Salem, Va.)
Homers allowed:	3	-	Madie Rhoads vs Chris. Newport (4/3/2019)
Wild pitches:	2	-	Candace Whittemore at Emory & Henry (3/31/2019)
	2	-	Madie Rhoads vs Roanoke (4/20/2019)
	2	-	Candace Whittemore vs Bridgewater (4/26/2019 at Salem, VA)
Hit batters:	2	-	(4 times)

Line Scores

Apr 09, 2019 at Bridgewater, Va.

Score by Innings	1	2	3	4	5	6	7	R	H	E	
Randolph-Macon	0	2	2	1	1	1	0	-	7	15	2
Bridgewater	1	1	0	1	0	0	0	-	3	8	1

WP-Ali Celiberti (1-0) LP-B. Louden (9-3) T-6:50 A-80
HR RMC - Ali Celiberti

4/14/2019 at Ashland, Va.

Score by Innings	1	2	3	4	5	6	R	H	E	
Randolph	0	0	0	0	0	0	-	0	1	0
Randolph-Macon	0	2	4	1	0	1	-	8	10	0

WP-Candace Whittemore (12-6) LP-A. Pannill (5-10) T-1:36 A-310
HR RMC - Shelby Hill

4/14/2019 at Ashland, Va.

Score by Innings	1	2	3	4	5	R	H	E	
Randolph	0	0	1	0	0	-	1	2	3
Randolph-Macon	0	4	5	1	X	-	10	11	0

WP-Madie Rhoads (6-5) LP-L. Chaney (10-6) T-1:19 A-310

4/17/2019 at Ferrum, VA

Score by Innings	1	2	3	4	5	6	7	R	H	E	
Randolph-Macon	1	0	0	0	0	3	0	-	4	11	1
Ferrum	0	0	0	0	0	0	1	-	1	2	0

WP-Candace Whittemore (13-6) LP-J. Agee (5-12) T-1:15 A-50
HR FER - B. Cunningha

4/17/2019 at Ferrum, VA

Score by Innings	1	2	3	4	5	6	R	H	E	
Randolph-Macon	0	0	0	0	1	0	-	1	6	2
Ferrum	3	0	0	5	0	1	-	9	13	0

WP-A. Lambeth (13-6) LP-Madie Rhoads (7-6) T-1:08 A-50
HR FER - A. McGehee 2

4/20/2019 at Ashland, Va.

Score by Innings	1	2	3	4	5	6	7	R	H	E	
Roanoke	0	0	0	0	0	0	0	-	0	3	0
Randolph-Macon	2	0	0	1	0	0	X	-	3	7	4

WP-Candace Whittemore (14-6) LP-T. Wagner (7-7) T-1:35 A-274

4/20/2019 at Ashland, Va.

Score by Innings	1	2	3	4	5	R	H	E	
Roanoke	2	0	0	0	0	-	2	3	2
Randolph-Macon	3	1	0	4	2	-	10	9	0

WP-Madie Rhoads (8-6) LP-E. Salsberry (7-8) T-1:31 A-275
HR RC - S. Hester

May 17, 2019 at Newport News, Va.

Score by Innings	1	2	3	4	5	6	7	R	H	E	
Randolph-Macon	0	2	1	0	0	0	0	-	3	9	4
Chris. Newport	4	0	2	2	0	0	X	-	8	9	0

WP-T. Webb (9-4) LP-Candace Whittemore (18-8) T-1:50 A-244
HR RMC - Ali Celiberti

May 18, 2019 at Newport News, Va.

Score by Innings	1	2	3	4	5	6	7	8	R	H	E	
Chris. Newport	2	0	0	1	0	0	0	0	-	3	1	1
Randolph-Macon	1	0	0	0	1	1	0	1	-	4	8	2

WP-Candace Whittemore (19-8) LP-A. Bates (13-3) T-2:48 A-327

May 18, 2019 at Newport News, Va.

Score by Innings	1	2	3	4	5	6	7	R	H	E	
Randolph-Macon	0	1	1	1	0	0	1	-	4	11	0
Chris. Newport	0	0	0	0	0	0	3	-	3	5	2

WP-Candace Whittemore (20-8) LP-T. Webb (9-5) T-2:00 A-327
HR CNU - K. Jasak

4/26/2019 at Salem, VA

Score by Innings	1	2	3	4	5	6	7	R	H	E	
Bridgewater	0	0	0	1	0	0	0	-	1	4	1
Randolph-Macon	0	0	1	0	1	0	X	-	2	5	0

WP-Candace Whittemore (15-6) LP-C. Campbell (8-7) T-1:35 A-65

4/27/2019 at Salem, Va.

Score by Innings	1	2	3	4	5	6	7	R	H	E	
Randolph-Macon	1	0	0	1	0	1	0	-	3	5	0
Va. Wesleyan	1	0	0	0	0	1	0	-	2	5	2

WP-Candace Whittemore (16-6) LP-H. Hull (23-2) T-1:51 A-278
HR VWUSB - J. Sinnett

4/27/2019 at Salem, Va.

Score by Innings	1	2	3	4	5	6	7	R	H	E	
Randolph-Macon	0	0	3	0	0	0	0	-	3	12	0
Lynchburg	0	0	0	0	0	1	0	-	1	6	2

WP-Ali Celiberti (2-0) LP-A. Cisar (15-4) T-2:07 A-211
HR LYN - T. Mabry

4/28/2019 at Salem, Va.

Score by Innings	1	2	3	4	5	6	7	R	H	E	
Randolph-Macon	0	0	0	0	0	0	0	-	0	4	1
Va. Wesleyan	2	1	0	0	1	0	X	-	4	4	0

WP-H. Hull (26-2) LP-Candace Whittemore (16-7) T-1:45 A-287

4/29/2019 at Salem, Va.

Score by Innings	1	2	3	4	5	6	7	R	H	E	
Randolph-Macon	2	0	0	0	0	0	0	-	2	9	1
Va. Wesleyan	0	6	0	0	1	1	X	-	8	10	0

WP-H. Hull (27-2) LP-Madie Rhoads (8-7) T-1:55 A-151

May 10, 2019 at Ewing, NJ

Score by Innings	1	2	3	4	5	6	7	R	H	E	
Arcadia	0	0	0	0	0	0	0	-	0	2	0
Randolph-Macon	0	0	0	0	1	0	X	-	1	5	0

WP-Candace Whittemore (17-7) LP-K. Schwind (14-8) T-1:04 A-0

May 11, 2019 at Ewing, NJ

Score by Innings	1	2	3	4	5	6	7	R	H	E	
Randolph-Macon	0	0	0	0	2	2	0	-	4	11	0
Mt. Aloysius	0	0	0	0	0	0	0	-	0	1	2

WP-Candace Whittemore (18-7) LP-CLARK (7-4) T-1:36 A-0

Advanced Analysis

Player	vs left			vs right			w/runners			w/bases empty			w/bases loaded			as leadoff		fly out	gnd out	fly/gnd	
	h	ab	avg	h	ab	avg	h	ab	avg	h	ab	avg	h	ab	avg	rch	ops				pct
14 Casey Abernethy	1	1	1.000	1	8	.125	2	5	.400	0	4	.000	0	1	.000	0	1	.000	2	3	0.7
22 Skylar Ackerson	0	1	.000	0	0	---	0	1	.000	0	0	---	0	0	---	0	0	---	0	1	0.0
17 Mary Grace Amos	0	0	---	0	4	.000	0	2	.000	0	2	.000	0	0	---	0	0	---	1	0	99.9
15 Isabella Brooks	1	1	1.000	1	6	.167	2	6	.333	0	1	.000	0	0	---	0	0	---	1	3	0.3
10 Brooklyne Carr	0	4	.000	3	17	.176	2	9	.222	1	12	.083	1	2	.500	1	9	.111	4	8	0.5
16 Ali Celiberti	1	1	1.000	21	63	.333	10	40	.250	12	24	.500	0	1	.000	6	13	.462	18	16	1.1
9 Sarah Cimring	0	0	---	0	6	.000	0	5	.000	0	1	.000	0	0	---	0	1	.000	2	4	0.5
8 Sami Davidson	1	12	.083	37	109	.339	22	70	.314	16	51	.314	0	2	.000	12	25	.480	27	43	0.6
4 Kaitlyn Deeter	1	2	.500	10	53	.189	7	39	.179	4	16	.250	1	3	.333	2	6	.333	19	14	1.4
12 Kellie Ferguson	0	0	---	0	2	.000	0	2	.000	0	0	---	0	0	---	0	0	---	1	0	99.9
23 Shelby Hill	2	10	.200	24	90	.267	19	62	.306	7	38	.184	1	1	1.000	3	22	.136	31	34	0.9
25 Brittany LaPrade	2	9	.222	36	86	.419	16	58	.276	22	37	.595	0	0	---	13	21	.619	31	19	1.6
27 Ashley Ramsey	2	2	1.000	0	6	.000	2	6	.333	0	2	.000	0	0	---	1	1	1.000	1	3	0.3
21 Madie Rhoads	0	0	---	0	2	.000	0	2	.000	0	0	---	0	0	---	0	0	---	0	0	0.0
20 Kerstin Roth	5	13	.385	44	123	.358	15	42	.357	34	94	.362	2	5	.400	45	85	.529	32	40	0.8
6 Taylor Sanderford	4	11	.364	28	71	.394	20	46	.435	12	36	.333	1	2	.500	11	21	.524	19	28	0.7
18 Sam Scifres	0	3	.000	12	68	.176	7	43	.163	5	28	.179	0	4	.000	4	13	.308	20	28	0.7
13 Megan Smith	0	1	.000	3	11	.273	3	7	.429	0	5	.000	1	1	1.000	0	4	.000	3	3	1.0
11 Kamryn Steinruck	1	2	.500	3	5	.600	2	3	.667	2	4	.500	0	0	---	1	1	1.000	2	2	1.0
2 Maddie Stone	2	8	.250	38	97	.392	19	50	.380	21	55	.382	3	6	.500	10	19	.526	37	34	1.1
26 Hannah Stout	0	1	.000	1	4	.250	1	4	.250	0	1	.000	0	0	---	0	1	.000	1	2	0.5
5 Candace Whittemore	4	8	.500	34	99	.343	17	58	.293	21	49	.429	2	7	.286	8	24	.333	25	45	0.6
7 Savannah Wood	6	10	.600	52	129	.403	39	88	.443	19	51	.373	2	4	.500	8	16	.500	45	35	1.3
Totals	33	100	.330	348	1059	.329	205	648	.316	176	511	.344	14	39	.359	125	283	.442	322	365	0.9
Opponents	0	0	---	259	1107	.234	123	511	.241	136	596	.228	14	55	.255	100	291	.344	367	222	1.7

Player	pinch hitting			w/runners in scoring pos			w/runner on 3rd and LT 2 out			with 2 outs			success adv runners			2- rnrns		rch err	rch fc	kl	
	h	ab	avg	h	ab	avg	rbi	ops	pct	h	ab	avg	adv	ops	pct	rbi	w/out				lob
14 Casey Abernethy	1	2	.500	2	3	.667	0	1	.000	1	3	.333	5	7	.714	1	2	0	1	0	1
22 Skylar Ackerson	0	0	---	0	1	.000	0	0	---	0	1	.000	0	1	.000	0	0	1	0	0	0
17 Mary Grace Amos	0	4	.000	0	0	---	0	0	---	0	2	.000	0	2	.000	0	0	2	0	0	0
15 Isabella Brooks	2	3	.667	1	4	.250	1	1	1.000	1	6	.167	3	6	.500	0	0	6	0	1	0
10 Brooklyne Carr	2	8	.250	1	5	.200	0	1	.000	2	7	.286	4	10	.400	2	3	5	1	0	2
16 Ali Celiberti	2	8	.250	8	29	.276	2	5	.400	9	28	.321	17	40	.425	6	4	17	2	2	2
9 Sarah Cimring	0	1	.000	0	4	.000	1	1	1.000	0	3	.000	2	5	.400	0	3	5	0	0	0
8 Sami Davidson	0	0	---	16	53	.302	7	13	.538	13	43	.302	45	82	.549	7	18	30	6	6	3
4 Kaitlyn Deeter	1	1	1.000	4	25	.160	1	6	.167	5	28	.179	16	45	.356	4	5	21	4	1	3
12 Kellie Ferguson	0	1	.000	0	1	.000	0	0	---	0	0	---	0	2	.000	0	0	0	0	0	0
23 Shelby Hill	0	0	---	14	48	.292	5	9	.556	12	41	.293	33	70	.471	12	13	30	2	5	3
25 Brittany LaPrade	6	15	.400	12	49	.245	5	10	.500	6	27	.222	30	63	.476	3	8	16	4	3	0
27 Ashley Ramsey	0	5	.000	2	3	.667	1	2	.500	0	3	.000	3	6	.500	0	1	2	0	0	0
21 Madie Rhoads	0	0	---	0	2	.000	0	0	---	0	1	.000	0	2	.000	0	0	1	0	0	1
20 Kerstin Roth	0	0	---	12	28	.429	4	6	.667	8	31	.258	26	47	.553	7	6	26	4	4	4
6 Taylor Sanderford	1	2	.500	14	32	.438	3	4	.750	17	33	.515	37	56	.661	15	15	17	5	1	3
18 Sam Scifres	0	2	.000	5	33	.152	1	3	.333	4	26	.154	19	47	.404	3	10	32	3	3	1
13 Megan Smith	1	4	.250	2	6	.333	1	2	.500	1	3	.333	5	8	.625	2	1	1	1	0	1
11 Kamryn Steinruck	1	3	.333	1	1	1.000	1	1	1.000	0	2	.000	3	4	.750	0	1	0	0	1	0
2 Maddie Stone	0	0	---	19	41	.463	6	9	.667	7	22	.318	43	69	.623	11	25	14	5	0	3
26 Hannah Stout	0	3	.000	0	2	.000	0	2	.000	1	2	.500	1	4	.250	0	1	1	0	0	0
5 Candace Whittemore	1	2	.500	15	49	.306	9	12	.750	9	27	.333	36	68	.529	5	20	26	0	4	2
7 Savannah Wood	0	0	---	27	58	.466	18	22	.818	18	47	.383	65	101	.644	10	23	19	6	8	2
Totals	18	64	.281	155	477	.325	66	110	.600	114	386	.295	393	745	.528	88	159	285	44	39	31
Opponents	12	50	.240	83	302	.275	31	79	.392	67	353	.190	247	578	.427	50	68	255	30	27	57

Success Advancing Runners = percentage of times the batter advanced at least one runner during a plate appearance
 #Rnrns Adv w/Out = TOTAL number of runners advanced when the player made an out

Advanced Analysis

Player	vs left			vs right			w/runners			w/bases empty			vs leadoff			with 2 outs			fly	gnd	fly/	
	h	ab	avg	h	ab	avg	h	ab	avg	h	ab	avg	rch	ops	pct	h	ab	avg	out	out	gnd	gdp
16 Ali Celiberti	10	38	.263	36	115	.313	22	87	.253	24	66	.364	13	33	.394	14	51	.275	42	53	0.8	2
12 Kellie Ferguson	2	6	.333	13	41	.317	10	31	.323	5	16	.313	5	9	.556	10	19	.526	11	12	0.9	0
21 Madie Rhoads	12	26	.462	68	275	.247	39	156	.250	41	145	.283	30	81	.370	12	87	.138	116	39	3.0	0
5 Candace Whittemore	27	92	.293	91	514	.177	52	237	.219	66	369	.179	52	168	.310	31	196	.158	198	118	1.7	1
Totals	51	162	.315	208	945	.220	123	511	.241	136	596	.228	100	291	.344	67	353	.190	367	222	1.7	3
Opponents	29	87	.333	352	1072	.328	205	648	.316	176	511	.344	125	283	.442	114	386	.295	322	365	0.9	4

Player	ap	gs	ip/app	*h/g	*r/g	*er/g	*bb/g	*so/g	k/bb	*2b/g	*3b/g	*hr/g	*fo/g	*go/g	*bf/g	sba	att	pct
16 Ali Celiberti	14	3	2.64	8.70	3.97	3.59	3.41	1.89	0.6	1.32	0.00	1.14	7.95	10.03	33.11	3	4	.750
12 Kellie Ferguson	6	0	1.67	10.50	7.70	5.60	4.90	2.10	0.4	2.10	0.00	0.00	7.70	8.40	37.80	0	2	.000
21 Madie Rhoads	17	17	4.49	7.34	5.32	3.94	4.03	6.05	1.5	0.64	0.00	0.83	10.64	3.58	33.38	6	10	.600
5 Candace Whittemore	28	25	6.02	4.90	2.24	1.83	2.28	7.26	3.2	0.66	0.12	0.37	8.22	4.90	28.22	16	23	.696
Totals	45	45	6.49	6.21	3.45	2.73	2.97	6.09	2.0	0.79	0.07	0.58	8.80	5.32	30.52	25	39	.641
Opponents	45	45	6.28	9.44	5.52	4.09	2.38	2.80	1.2	1.51	0.22	0.22	7.97	9.04	33.53	104	11	.874

* = average based on 7-inning game

NCAA Tournament Stats

Record: 4-1 Home: 0-0 Away: 2-1 Neutral: 2-0 ODAC: 0-0

Player	avg	gp-gs	ab	r	h	2b	3b	hr	rbi	tb	slg%	bb	hp	so	gdp	ob%	sf	sh	sb-att	po	a	e	fld%
16 Ali Celiberti	.500	4-4	8	1	4	2	0	1	2	9	1.125	0	0	0	0	.500	0	0	0-0	0	0	0	.000
6 Taylor Sanderford	.455	5-5	11	1	5	0	0	0	1	5	.455	1	0	0	0	.500	0	3	0-0	4	9	1	.929
23 Shelby Hill	.429	5-5	14	1	6	0	0	0	2	6	.429	1	0	3	0	.467	0	0	0-1	14	1	0	1.000
2 Maddie Stone	.353	5-5	17	2	6	0	0	0	1	6	.353	1	0	1	0	.389	0	1	1-1	5	2	1	.875
8 Sami Davidson	.333	5-5	12	0	4	0	0	0	3	4	.333	1	0	1	1	.385	0	2	0-0	41	4	2	.957
25 Brittany LaPrade	.313	5-5	16	1	5	2	0	0	1	7	.438	0	1	1	0	.353	0	0	0-0	1	0	0	1.000
20 Kerstin Roth	.294	5-5	17	3	5	0	1	0	1	7	.412	1	0	2	0	.333	0	1	1-2	8	0	0	1.000
4 Kaitlyn Deeter	.286	5-1	7	3	2	0	0	0	1	2	.286	1	0	1	0	.375	0	0	2-2	1	0	0	1.000
5 Candace Whittemore	.250	5-5	12	2	3	0	0	0	0	3	.250	1	0	1	0	.308	0	2	0-0	2	1	0	1.000
7 Savannah Wood	.235	5-5	17	0	4	0	0	0	3	4	.235	0	0	1	0	.222	1	1	1-1	9	5	1	.933
18 Sam Scifres	.000	5-5	0	1	0	0	0	0	0	0	.000	0	0	0	0	.000	0	0	0-0	20	0	1	.952
14 Casey Abernethy	.000	4-0	0	0	0	0	0	0	0	0	.000	0	0	0	0	.000	0	0	0-0	0	0	0	.000
11 Kamryn Steinruck	.000	2-0	0	1	0	0	0	0	0	0	.000	0	0	0	0	.000	0	0	0-0	0	0	0	.000
Totals	.336	5	131	16	44	4	1	1	15	53	.405	7	1	11	1	.371	1	10	5-7	105	22	6	.955
Opponents	.151	5	119	14	18	5	0	1	9	26	.218	12	3	41	0	.244	1	1	5-7	102	54	5	.969

LOB - Team (32), Opp (17). DPs turned - Team (2), Opp (3).

(NCAA Tournament Sorted by Earned run avg)

Player	era	w-l	app	gs	cg	sho	sv	ip	h	r	er	bb	so	2b	3b	hr	b/avg	wp	hp	bk	sfa	sha
5 Candace Whittemore	1.00	4-1	5	4	4	2/0	0	35.0	18	12	5	10	41	5	0	1	.151	1	3	0	1	1
16 Ali Celiberti	99.00	0-0	1	1	0	0/0	0	0.0	0	2	2	2	0	0	0	0		0	0	0	0	0
Totals	1.40	4-1	5	5	4	2/0	0	35.0	18	14	7	12	41	5	0	1	.151	1	3	0	1	1
Opponents	2.68	1-4	5	5	3	0/0	0	34.0	44	16	13	7	11	4	1	1	.336	1	1	0	1	10

SBA/ATT - S. Davidson (5-7), C. Whittemore (5-7).



Junior | Infield | 4-11 | R/R
Glen Allen, Va. | Glen Allen

Maddie
STONE



As a junior (2019)

- All-ODAC First Team (2B)

As a sophomore (2018)

- Appeared in 43 games
Compiled 26 hits, 9 RBI, and 9 stolen bases
Batting average of .306
On-base percentage of .359
Committed just two errors on the season for a .978 fielding percentage

As a freshman (2017):

- Appeared in 26 games
Compiled 18 hits with 3 doubles, 8 RBI, 10 stolen bases, and 16 runs

Personal

- Attended Glen Allen High School
Lettered all four years in softball

2019 Game-By-Game

Table with columns: Date, Opponent, Pos, AB, R, H, RBI, 2B, 3B, HR, BB, SB, CS, HBP, SAC, SF, GDP, K, PO, A, E, Avg. Lists game-by-game stats for the 2019 season.

2019 Season Highs

Table listing season highs for various categories: Batting (At bats, Hits, RBIs, Doubles, Triples, Total bases, Walks, Strikeouts, Sac hits, Sac flies, Stolen bases, Hit by pitch, Caught stealing, Runners LOB, Putouts), and Fielding (Putouts).

On base pct. .465 • Slugging pct. .486

Career Highs

Hits: 3 [t-1st], Greensboro, 3/17/2019; vs Mt. Aloysius, May 11, 2019
Doubles: 2 [t-1st], Roanoke, 4/20/2019
Triples: 1 [t-1st], at Shenandoah Hornets, Apr 6, 2019
Total bases: 4 [t-9th], Roanoke, 4/20/2019; at Shenandoah Hornets, Apr 6, 2019
RBI: 3 [t-2nd], Randolph, 4/14/2019
Runs scored: 3 [t-1st], at Shenandoah Hornets, Apr 6, 2019
Walks: 1 [t-9th], 9 times
Hit by pitch: 2 [1st], Chris. Newport, 4/3/2019
Struck out: 1, 7 times
Sac flies: 1 [t-1st], at Mary Washington, 2/28/2019; Greensboro, 3/17/2019; East. Mennonite, 3/26/2019
Sac bunts: 2 [t-1st], at Guilford, Mar 30, 2019
At bats: 4 [t-2nd], 5 times
Stolen bases: 2 [t-6th], Stevenson, 3/2/2019; Gettysburg, 3/3/2019; Wilkes, 3/9/2019
Caught stealing: 1 [t-1st], Rhode Island Col., 3/11/2019; East. Mennonite, 3/26/2019; at Bridgewater, Apr 09, 2019
Field chances: 12 [t-3rd], at Mary Washington, 2/28/2019
Putouts: 6, Randolph, 4/14/2019

Career Summary

Table with columns: Year, avg, gp-gs, ab, r, h, 2b, 3b, hr, rbi, tb, slg%, bb, hbp, so, gdp, ob%, sf, sh, sb-att, po, a, e, fld%. Summary of career statistics from 2017 to 2019.



Sophomore | Outfield | 5-7 | S/R
Roanoke, Va. | Lord Botetourt

Kaitlyn DEETER

4

As a freshman (2017):

- Appeared in 23 games for the Yellow Jackets, starting all 23
Third on the team with a .352 batting average and recorded 19 hits, 17 runs scored, and 16 RBIs.
2 home runs
6 doubles
Second on the team with a .574 slugging percentage
Four outfield assists
11 stolen bases

teams in her sophomore, junior and senior years

- Served as team captain during her senior year
Member of the National Honor Society

Personal

- Daughter of Jennifer and Randy
Favorite movie is Moana
Favorite food is Ice Cream
Favorite vacation spot is Emerald Isle, N.C.

High School

- Earned a Blue Ridge District Championship with the Cavaliers in 2017
Helped LBHS place as runners-up in Conference 31
Named to the district, conference and regional first

2019 Game-By-Game

Table with columns: Date, Opponent, Pos, AB, R, H, RBI, 2B, 3B, HR, BB, SB, CS, HBP, SAC, SF, GDP, K, PO, A, E, Avg. Lists game-by-game performance for 2019.

On base pct. .254 • Slugging pct. .273

2019 Season Highs

Table listing season highs for batting, fielding, and pitching. Includes categories like At bats, Runs scored, Home runs, Total bases, Strikeouts, Sac hits, Stolen bases, Hit by pitch, Runners LOB, Putouts, and Errors.

Career Highs

Hits: 2, Wilkes, 3/9/2019
Doubles: 1 [t-3rd], Wilkes, 3/9/2019
Home runs: 1 [t-1st], Stevenson, 3/2/2019
Total bases: 4 [t-9th], Stevenson, 3/2/2019
RBI: 3 [t-2nd], Wilkes, 3/9/2019
Runs scored: 2 [t-7th], East. Mennonite, 3/26/2019
Walks: 1 [t-9th], Wilkes, 3/9/2019; Chris. Newport, May 18, 2019
Hit by pitch: 1 [t-2nd], Rhode Island Col., 3/11/2019; Greensboro, 3/17/2019
Struck out: 2 [t-3rd], Va. Wesleyan, 3/20/2019; Gettysburg, 3/3/2019
Sac bunts: 2 [t-1st], Gettysburg, 3/3/2019
At bats: 4 [t-2nd], at Shenandoah Hornets, Apr 6, 2019; at Chris. Newport, May 18, 2019
Stolen bases: 2 [t-6th], East. Mennonite, 3/26/2019; Chris. Newport, May 18, 2019

Career Summary

Table with columns: Year, avg, gp-gs, ab, r, h, 2b, 3b, hr, rbi, tb, slg%, bb, hbp, so, gdp, ob%, sf, sh, sb-att, po, a, e, fld%. Summarizes career statistics for 2018, 2019, and TOTAL.

Senior | Pitcher | 5-5 | L/R
Montpelier, Va. | Patrick Henry

Candace
WHITTEMORE



As a senior (2019)

- Named to the Schutt Sports/NFCA Division III National Player of the Year Watchlist
All-ODAC Second Team
National Pitcher of the Week (NFCA)
ODAC Pitcher of the Week
ODAC All-Tournament Team
Most Outstanding Player - Ewing Regional
Most Outstanding Pitcher - Newport News Super Regional
Susan Locke De Nagy Award recipient from Randolph-Macon; Honors the top female student-athlete in senior class.

As a junior (2018)

- Named to the Schutt Sports/NFCA Division III National Player of the Year Watchlist
VaSID First Team All-State
First Team All-Region
First Team All-ODAC awards
Appeared in 39 games, with 21 appearances in the circle, and 20 starts
Compiled 28 hits, two doubles, one triple, and 12 runs in 86 at bats for a batting average of .326
Pitched 135 innings, with a 15-4 record, 17 complete games, and 8 shutouts
Ended with a 1.30 earned run average and 142 strikeouts
Finished inside of the National Top 25 for ERA
5.07 strikeout-to-walk, 4th best in ODAC
Eight shutouts, which was the 9th best shutout rate in the nation

As a sophomore (2017):

- VaSID All-State Second Team
NFCA All-Atlantic Region Second Team
All-ODAC Second Team
NFCA All-Tournament Team
Appeared in 36 games with 26 starts in the circle
23 wins, 135 strikeouts, and 4 saves over her 186.2 innings pitched

As a freshman (2018)

- All-ODAC Second Team Honors
Played in 36 games for the Yellow Jackets at P/UT
Whittemore averaged .247 with 18 hits and a home run
As a pitcher Whittemore appeared in 28 games starting 19 with a 16-6 record and one recorded save
Finished with 136 K and a 1.81 ERA

Personal

- Attended Patrick Henry High School where she lettered all four years in softball
Helped the Patriots claim the conference and district championships twice and regional championships three times during her high school career
Patriots were the State Runner-Ups in 2012 and reached the semi-finals in 2014 and 2015
Named First Team All-District/Conference, First Team All-Region, First Team All-State and First and Second Team All-Metro
Member of DECA and the Beta Club
Intends to pursue a degree in engineering physics.

2019 Game-By-Game

Table with columns for Date, Opponent, Pos, AB, R, H, RBI, 2B, 3B, HR, BB, SB, CS, HBP, SAC, SF, GDP, K, PO, A, E, Avg, Date, Opponent, GS, IP, H, R, ER, BB, SO, 2B, 3B, HR, WP, BK, HBP, BB, Score, WL, Sv, ERA, NP

On base pct. .384 • Slugging pct. .374

2019 Season Highs

Table with columns for Statistic and Value (e.g., At bats: 5, Hits: 3, Doubles: 1, Strikeouts: 1, etc.)

Career Highs

- Hits: 3 [t-1st], Greensboro, 3/17/2019; at Guilford, Mar 30, 2019
Doubles: 1 [t-3rd], at Ferrum, 4/17/2019; Chris. Newport, 4/3/2019
Total bases: 3, 4 times
RBI: 2, Roanoke, 4/20/2019; Chris. Newport, 4/3/2019
Runs scored: 2 [t-7th], Greensboro, 3/17/2019; at Guilford, Mar 30, 2019
Walks: 1 [t-9th], 4 times
Hit by pitch: 1 [t-2nd], East. Mennonite, 3/26/2019
Struck out: 1, 8 times
Sac bunts: 1 [t-3rd], 7 times
At bats: 5 [1st], at Guilford, Mar 30, 2019
Stolen bases: 2 [t-6th], at Shenandoah Hornets, Apr 6, 2019
Caught stealing: 1 [t-1st], Greensboro, 3/17/2019; vs Lynchburg, 4/27/2019; vs Va. Wesleyan, 4/29/2019
Innings pitched: 8.0 [t-1st], Gettysburg, 3/3/2019; Chris. Newport, May 18, 2019
Walks allowed: 6 [t-1st], Chris. Newport, May 18, 2019
Strikeouts: 13 [t-1st], at Ferrum, 4/17/2019; vs Arcadia, May 10, 2019
Batters faced: 36 [3rd], Gettysburg, 3/3/2019
Field chances: 3, 4 times
Putouts: 1, 5 times
Assists: 3 [t-7th], Va. Wesleyan, 3/20/2019; Wilkes, 3/9/2019; at Guilford, Mar 30, 2019
Runners CS: 1 [t-5th], 7 times

Career Summary

Table with columns for Year, avg, gp-gs, ab, r, h, 2b, 3b, hr, rbi, tb, slg%, bb, hbp, so, gdp, ob%, sf, sh, sb-at, po, a, e, fld%, Year, era, wl, app, gs, cq, sho, sv, ip, h, r, er, bb, so, 2b, 3b, hr, bf, bavg, wp, hbp, bk, sta, sta

Junior | Infield | 5-5 | R/R
Mechanicsville, Va. | Atlee

Taylor SANDERFORD



As a junior (2019)

- ODAC All-Tournament Team
• All-ODAC Third Team (3B)

As a sophomore (2018)

- Appeared in 46 games at third base, starting all 46
• Compiled 29 hits in 103 at-bats with a batting average of .282, 11 runs scored, one double, 17 RBIs, 9 walks, 4 stolen bases, and had an on-base percentage of .364
• walk-off 2 RBI single against Guilford (4/22) in the first game of a double header to win 4-3
• Committed only three errors in 70 total chances, a fielding percentage of .958

As a freshman (2017)

- Appeared in 16 games
• Compiled four hits and four RBI's on the season

Personal

- Attended Atlee High School where she lettered in softball for three years
• Helped the team win the 5A State Championship twice while also winning the Conference 16 Championship her senior year
• Was captain of the team
• 2nd Team All-Conference twice
• Sanderford also played for the West End Waves

2019 Game-By-Game

Table with columns for Date, Opponent, Pos, AB, R, H, RBI, 2B, 3B, HR, BB, SB, CS, HBP, SAC, SF, GDP, K, PO, A, E, Avg. Includes game log for 2019 season.

On base pct. .457 • Slugging pct. .500

2019 Season Highs

Table with columns for Stat, Value, and Opponent/Date. Includes stats like At bats, Runs scored, Hits, RBIs, Doubles, Triples, Home runs, Walks, Strikeouts, Sac hits, Sac flies, Stolen bases, Hit by pitch, Runners LOB, Putouts, Assists, and Errors.

Career Highs

- Hits: 3 [t-1st], at Emory & Henry, 3/31/2019; at Bridgewater, Apr 09, 2019
Doubles: 1 [t-3rd], 4 times
Triples: 1 [t-1st], at Ferrum, 4/17/2019
Home runs: 1 [t-1st], at Guilford, Mar 30, 2019
Total bases: 5 [t-4th], at Ferrum, 4/17/2019
RBI: 2, 5 times
Runs scored: 2 [t-7th], Randolph, 4/14/2019
Walks: 2 [t-1st], at Mary Washington, 2/28/2019; East. Mennonite, 3/26/2019
Hit by pitch: 1 [t-2nd], Rhode Island Col., 3/11/2019; Randolph, 4/14/2019
Struck out: 2 [t-3rd], vs Lynchburg, 4/27/2019
Sac flies: 1 [t-1st], Roanoke, 4/20/2019
Sac bunts: 1 [t-3rd], 6 times
At bats: 4 [t-2nd], vs Lynchburg, 4/27/2019
Stolen bases: 1, at Emory & Henry, 3/31/2019
Field chances: 6, at Mary Washington, 2/28/2019; Roanoke, 4/20/2019

Career Summary

Summary table with columns: Year, avg, gp-gs, ab, r, h, 2b, 3b, hr, rbi, tb, slg%, bb, hbp, so, gdp, ob%, sf, sh, sb-att, po, a, e, fld%. Rows for 2017, 2018, 2019, and TOTAL.

Senior | Infield | 5-6 | R/R
Tappahannock, Va. | Essex

Savannah WOOD



As a senior (2019)

- All-ODAC First Team
- ODAC All-Tournament Team

As a junior (2018)

- All-ODAC Third Team
- Compiled 52 hits, four doubles, one triple, 24 RBIs, and 17 stolen bases in 144 at bats for a .361 batting average and a .412 on base percentage
- Committed just four errors on the season for a .974 field percentage
- ODAC Player of the Week (March 12)

As a sophomore (2017):

- NFCA All-Atlantic Region Second Team
- ODAC All-Tournament Team
- NCAA Softball Ashland, Virginia Regional All-Tournament Team
- Appeared in 44 games while leading the team in hits with 54 and doubles with eight
- Also collected 22 RBIs and 30 stolen bases on the season

Personal

- Transferred to R-MC in 2016 from JMU
- Attended Essex High School where she lettered one year in softball and volleyball
- Helped the Trojans claim the conference championships during her high school career in 2015
- Two-time NFCA HS All-American Infielder
- Three-time First Team All-Region
- Conference/Region/State Player of the Year in 2015
- Three-time Conference Player of the year
- Two-time Region Player of the year
- Member of the National Honor Society and Fellowship of Christian Athletes
- Sister plays softball for Division I Longwood

2019 Game-By-Game

Date	Opponent	Pos	AB	R	H	RBI	2B	3B	HR	BB	SB	CS	HBP	SAC	SF	GDP	K	PO	A	E	Avg	
2/28/2019	at Mary Washington	*SS	5	2	1	0	0	0	0	1	0	0	0	0	0	0	0	0	1	0	.333	
3/2/2019	at Mary Washington	*SS	3	1	1	0	0	0	0	0	0	0	0	0	0	0	0	2	1	0	.600	
3/2/2019	STEVENSON-1	*SS	3	1	3	2	0	0	0	0	1	0	0	0	0	0	0	0	2	1	0	.600
3/2/2019	STEVENSON-2	*SS	1	1	1	0	0	0	0	1	0	0	0	0	1	0	0	0	2	0	0	.636
3/3/2019	GETTYSBURG-1	*SS	1	0	0	0	0	0	0	0	0	0	0	0	0	0	0	0	0	0	0	.500
3/3/2019	GETTYSBURG-2	*SS	0	0	0	0	0	0	0	0	0	0	0	0	0	0	0	0	0	0	0	.412
3/8/2019	ROWAN-1	*SS	1	0	0	0	0	0	0	0	0	0	0	0	0	0	0	0	2	3	0	.350
3/9/2019	WILKES-1	*SS	2	1	0	0	0	0	0	0	0	0	0	0	0	0	0	0	0	0	0	.318
3/9/2019	WILKES-2	*SS	1	1	1	1	0	0	0	0	1	0	0	0	0	0	0	0	0	0	0	.348
3/11/2019	RHODE ISLAND COL-1	*SS	3	3	2	1	1	0	0	0	3	0	0	0	0	0	0	0	0	1	0	.385
3/11/2019	RHODE ISLAND COL-2	*SS	3	1	1	1	1	0	0	0	0	0	0	0	0	0	0	0	5	0	0	.379
3/17/2019	GREENSBORO-1	*SS	3	2	2	0	0	0	0	0	0	0	0	0	0	0	0	0	2	1	0	.406
3/17/2019	GREENSBORO-2	*SS	4	1	1	0	0	0	0	0	0	0	0	0	0	0	1	0	2	1	1	.389
3/26/2019	EAST MENNONITE-1	*SS	1	0	1	0	0	0	0	0	1	0	0	0	0	0	0	0	1	3	0	.385
3/20/2019	VA. WESLEYAN-1	*SS	3	0	1	0	0	0	0	0	0	0	0	0	0	0	0	0	1	1	0	.405
3/20/2019	VA. WESLEYAN-2	*SS	3	0	2	2	0	0	0	0	0	0	0	0	0	0	0	0	2	2	0	.422
Mar 23	at Lynchburg-1	*SS	3	0	0	0	0	0	0	0	0	0	0	0	0	0	0	0	1	0	0	.417
3/23/2019	at Lynchburg-2	*SS	3	1	1	0	0	0	0	1	0	0	0	0	0	0	0	0	1	0	0	.429
3/26/2019	EAST MENNONITE-1	*SS	1	0	1	0	0	0	0	0	0	0	0	0	0	0	0	0	0	0	0	.434
3/26/2019	EAST MENNONITE-2	*SS	4	0	2	2	0	0	0	0	0	0	0	0	0	0	0	0	4	0	0	.418
Mar 30	at Guilford-1	*SS	2	0	0	0	0	0	0	0	0	0	0	0	0	0	0	0	2	1	1	.407
Mar 30	at Guilford-2	*SS	4	1	1	1	0	0	0	0	0	0	0	0	0	0	0	0	3	2	1	.407
3/31/2019	at Emory & Henry-1	*SS	3	0	0	0	0	0	0	1	0	0	0	0	0	0	0	0	1	0	0	.387
3/31/2019	at Emory & Henry-2	*SS	3	0	0	0	0	0	0	0	0	0	0	0	0	0	0	0	2	2	0	.400
4/3/2019	CHRIS. NEWPORT-1	*SS	3	2	0	0	0	0	0	0	2	0	0	0	0	0	0	0	1	2	0	.382
4/3/2019	CHRIS. NEWPORT-2	*SS	4	0	2	2	0	0	0	0	1	0	0	0	0	0	0	0	2	0	0	.389
Apr 6	at Shenandoah Hornet	*SS	4	1	3	0	0	0	0	0	1	0	0	0	0	0	0	0	2	0	0	.385
Apr 6	at Shenandoah Hornet	*SS	4	1	3	0	0	0	0	0	3	0	0	0	0	0	0	0	3	2	0	.400
Apr 09	at Bridgewater-1	*SS	4	0	3	1	1	0	0	0	1	0	0	0	0	0	0	0	1	0	0	.417
Apr 09	at Bridgewater-2	*SS	3	0	1	0	0	0	0	0	0	0	0	0	0	0	0	0	1	2	1	.414
4/14/2019	RANDOLPH-1	*SS	4	0	1	0	0	0	0	0	1	0	0	0	0	0	0	0	5	1	0	.407
4/14/2019	RANDOLPH-2	*SS	4	1	0	0	0	0	0	0	0	0	0	0	0	0	0	0	1	0	0	.428
4/17/2019	at Ferrum-1	*SS	4	0	2	0	1	0	0	0	0	0	0	0	0	0	0	0	2	2	0	.429
4/17/2019	at Ferrum-2	*SS	3	0	0	0	0	0	0	0	0	0	0	0	0	0	0	0	4	1	0	.416
4/20/2019	ROANOKE-1	*SS	3	1	1	0	0	0	0	0	1	0	0	0	0	0	0	0	0	3	0	.413
4/20/2019	ROANOKE-2	*SS	4	0	3	0	0	0	0	0	3	0	0	0	0	0	0	0	1	0	0	.417
4/26/2019	vs Bridgewater	*SS	1	0	1	1	1	0	0	0	1	0	0	0	0	0	0	0	1	1	0	.422
4/27/2019	vs Va. Wesleyan	*SS	3	1	2	1	1	0	0	0	1	0	0	0	0	0	0	0	2	2	0	.429
4/27/2019	vs Lynchburg	*SS	4	1	3	1	1	0	0	0	1	1	0	0	0	0	0	0	4	5	0	.440
4/28/2019	vs Va. Wesleyan	*SS	4	1	0	0	0	0	0	0	0	0	0	0	0	0	0	0	1	0	0	.429
4/29/2019	vs Va. Wesleyan	*SS	3	0	0	0	1	0	0	0	1	0	0	0	0	0	0	0	1	1	0	.443
May 10	vs Arcadia	*SS	2	0	0	0	0	0	0	0	0	0	0	0	0	0	0	0	2	0	0	.435
May 11	vs Mt. Aloysius	*SS	4	0	1	0	0	0	0	0	0	0	0	0	0	0	0	0	0	1	0	.430
May 17	at Chris. Newport	*SS	4	0	1	0	0	0	0	0	0	0	0	0	0	0	0	0	1	0	0	.424
May 18	at Chris. Newport	*SS	3	0	0	0	0	0	0	0	0	0	0	0	0	0	0	1	3	3	1	.415
May 18	at Chris. Newport	*SS	4	0	2	2	0	0	0	0	1	0	0	0	0	0	0	0	3	1	0	.417
Totals			45gs	139	29	58	39	8	2	0	6	28	3	3	4	5	1	3	78	58	6	.417

On base pct. .438 • Slugging pct. .504

Career Highs

- Hits: 3 [t-1st], 5 times
- Doubles: 1 [t-3rd], 8 times
- Triples: 1 [t-1st], Randolph, 4/14/2019; at Shenandoah Hornets, Apr 6, 2019
- Total bases: 6 [t-1st], Randolph, 4/14/2019
- RBI: 4 [1st], Randolph, 4/14/2019
- Runs scored: 3 [t-1st], Rhode Island Col., 3/11/2019; Roanoke, 4/20/2019
- Walks: 1 [t-9th], 6 times
- Hit by pitch: 1 [t-2nd], Gettysburg, 3/3/2019; at Guilford, Mar 30, 2019
- Struck out: 1, vs Va. Wesleyan, 4/28/2019; Chris. Newport, 4/3/2019; Chris. Newport, May 18, 2019
- Sac flies: 1 [t-1st], 5 times
- Sac bunts: 1 [t-3rd], 4 times
- At bats: 4 [t-2nd], 14 times
- Stolen bases: 3 [t-1st], Rhode Island Col., 3/11/2019; Roanoke, 4/20/2019; at Shenandoah Hornets, Apr 6, 2019
- Caught stealing: 1 [t-1st], vs Lynchburg, 4/27/2019; vs Va. Wesleyan, 4/29/2019; at Lynchburg, Mar 23, 2019
- Field chances: 9, vs Lynchburg, 4/27/2019
- Putouts: 5, Rhode Island Col., 3/11/2019; Randolph, 4/14/2019
- Assists: 5 [t-1st], vs Lynchburg, 4/27/2019; vs Va. Wesleyan, 4/28/2019

Career Summary

Year	avg	gp-gs	ab	r	h	2b	3b	hr	rbi	tb	slg%	bb	hbp	so	gdp	ob%	sf	sh	sb-att	po	a	e	fld%
2017	.435	44-44	124	28	54	8	2	0	22	66	.532	7	9	6	0	.493	2	6	30-31	65	65	11	.922
2018	.361	47-47	144	35	52	4	1	0	24	58	.403	9	5	11	0	.413	2	5	17-20	83	64	4	.974
2019	.417	45-45	139	29	58	8	2	0	39	70	.504	6	3	3	1	.438	5	4	28-31	78	58	6	.958
TOTAL	.403	136-136	407	92	164	20	5	0	85	194	.477	22	17	20	1	.446	9	15	75-82	226	187	21	.952

2019 Season Highs

		Opponent	Date
At bats:	4	at Mary Washington (2/28/2019)	
	4	vs Greensboro (3/17/2019)	
	4	vs East. Mennonite (3/26/2019)	
	4	at Guilford (Mar 30, 2019)	
	4	vs Chris. Newport (4/3/2019)	
	4	at Shenandoah Hornets (Apr 6, 2019)	
	4	at Shenandoah Hornets (Apr 6, 2019)	
	4	at Bridgewater (Apr 09, 2019)	
	4	vs Randolph (4/14/2019)	
	4	at Ferrum (4/17/2019)	
	4	vs Roanoke (4/20/2019)	
	4	vs Lynchburg (4/27/2019 at Salem, Va.)	
	4	vs Mt. Aloysius (May 11, 2019 at Ewing, NJ)	
	4	at Chris. Newport (May 17, 2019)	
	4	at Chris. Newport (May 18, 2019)	
Runs scored:	3	vs Rhode Island Col. (3/11/2019)	
	3	vs Roanoke (4/20/2019)	
	3	vs Stevenson (3/2/2019)	
Hits:	3	at Bridgewater (Apr 09, 2019)	
	3	vs Lynchburg (4/27/2019 at Salem, Va.)	
	3	vs Randolph (4/14/2019)	
	3	vs Va. Wesleyan (4/29/2019 at Salem, Va.)	
	3	vs Randolph (4/14/2019)	
	3	vs East. Mennonite (3/26/2019)	
	3	at Emory & Henry (3/31/2019)	
	3	vs Lynchburg (4/27/2019 at Salem, Va.)	
	3	vs East. Mennonite (3/26/2019)	
	3	at Emory & Henry (3/31/2019)	
	3	at Bridgewater (Apr 09, 2019)	
	3	vs Randolph (4/14/2019)	
	3	at Ferrum (4/17/2019)	
	3	vs Randolph (4/14/2019)	
	3	vs Lynchburg (4/27/2019 at Salem, VA)	
	3	vs Lynchburg (4/27/2019 at Salem, Va.)	
	3	vs Shenandoah Hornets (Apr 6, 2019)	
	3	vs Randolph (4/14/2019)	
	3	vs Roanoke (4/20/2019)	
	3	vs Lynchburg (4/27/2019 at Salem, Va.)	
	3	vs Stevenson (3/2/2019)	
	3	vs East. Mennonite (3/26/2019)	
	3	vs East. Mennonite (3/26/2019)	
	3	vs Rhode Island Col. (3/11/2019)	
	3	at Emory & Henry (3/31/2019)	
	3	vs East. Mennonite (3/26/2019)	
	3	at Emory & Henry (3/31/2019)	
	3	at Bridgewater (Apr 09, 2019)	
	3	vs Randolph (4/14/2019)	
	3	at Ferrum (4/17/2019)	



Junior | Catcher | 5-8 | R/R
Stafford, Va. | Brooke Point

Sami DAVIDSON

8

As a junior (2019)

- All-ODAC Third Team (C)

As a sophomore (2018)

- NFCA All-Atlantic Region First Team
All-ODAC First Team
Started all 46 games
Led the team with a .387 batting average, which was also good for 10th in the ODAC
Led the team with 53 hits and eight doubles and was second with 70 total bases
Second on the team in RBIs with 32
Davidson led the ODAC in runners caught stealing, nabbing 15 out of 21 runners for a percentage of .417
Reached the four RBI mark in a game once this season, in a 4 for 5 performance over Roanoke (Apr. 21) and drove in 3 runs on 3 different occasions

As a freshman (2017)

- Appeared in all 46 games
Compiled 23 hits with three doubles, 20 RBI, and seven runs scored on the season

Personal

- Attended Brooke Point High School where she lettered all four years in softball
Helped the Black-Hawks claim the conference championships two times during her high school career
Black-Hawks won three Conference tournaments
Second Team All-Conference
President of the American Sign Language Club and a member of a Key Club

2019 Game-By-Game

Table with columns: Date, Opponent, Pos, AB, R, H, RBI, 2B, 3B, HR, BB, SB, CS, HBP, SAC, SF, GDP, K, PO, A, E, Avg. Lists game-by-game statistics for the 2019 season.

2019 Season Highs

Table listing season highs for batting (Avg, Hits, RBIs, etc.) and fielding (Putouts, Assists, Errors, etc.) with corresponding game dates and opponents.

On base pct. .370 • Slugging pct. .364

Career Highs

Hits: 3 [t-1st], at Emory & Henry, 3/31/2019
Doubles: 1 [t-3rd], 5 times
Total bases: 3, Rhode Island Col., 3/11/2019; at Emory & Henry, 3/31/2019; Wilkes, 3/9/2019
RBI: 2, Stevenson, 3/2/2019; Va. Wesleyan, 3/20/2019; Randolph, 4/14/2019
Runs scored: 2 [t-7th], at Emory & Henry, 3/31/2019; Randolph, 4/14/2019
Walks: 2 [t-1st], Va. Wesleyan, 3/20/2019
Hit by pitch: 1 [t-2nd], at Mary Washington, 2/28/2019; at Guilford, Mar 30, 2019
Struck out: 2 [t-3rd], vs Va. Wesleyan, 4/27/2019
Sac flies: 1 [t-1st], Greensboro, 3/17/2019; Randolph, 4/14/2019
Sac bunts: 1 [t-3rd], 5 times
At bats: 4 [t-2nd], at Emory & Henry, 3/31/2019; at Shenandoah Hornets, Apr 6, 2019; at Guilford, Mar 30, 2019
Stolen bases: 1, 5 times
Field chances: 14 [1st], vs Arcadia, May 10, 2019
Putouts: 13 [t-1st], at Ferrum, 4/17/2019; vs Arcadia, May 10, 2019
Assists: 2, 7 times
Runners CS: 2 [t-1st], Rhode Island Col., 3/11/2019

Career Summary

Summary table with columns: Year, avg, gp-gs, ab, r, h, 2b, 3b, hr, rbi, tb, slg%, bb, hbp, so, gdp, ob%, sf, sh, sb-att, po, a, e, fld%. Shows cumulative statistics for 2017, 2018, 2019, and a TOTAL row.



Senior | Infield | 5-1 | R/R
Chesapeake, Va. | Great Bridge

Sarah
CIMRING

9

As a junior (2018)

- Appeared in a career-high 33 games for the Yellow Jackets with 5 starts
- Scored 11 runs on the season and recorded two stolen bases
- 11 putouts and 7 assists

As a sophomore (2017):

- Appeared in 16 games
- Compiled three hits with two RBIs and eight runs scored on the season

As a freshman (2016):

- Appeared in 26 games for the Yellow Jackets at 2B with five at bats

Personal

- Attended Great Bridge High School where she played softball
- Helped the Wildcats claim the Conference Tournament in 2014, the District and Regional Championships in 2012 and 2013, and the State Championship in 2013 and 2014
- Received the Virginia High School League Academic Excellence Award in 2013
- Voted a team captain as a senior
- Member of the National Honor Society and the Interact Club
- For her academic accomplishments, Sarah received the Chesapeake Scholar Athlete Superintendent Award, the Outstanding Achievement Award and the Academic Achievement Award
- Intends to pursue a degree in biology

2019 Game-By-Game

Date	Opponent	Pos	AB	R	H	RBI	2B	3B	HR	BB	SB	CS	HBP	SAC	SF	GDP	K	PO	A	E	Avg	
3/2/2019	STEVENSON-1	2b	1	0	0	0	0	0	0	0	0	0	0	0	0	0	0	0	2	0	0	.000
3/2/2019	STEVENSON-2	2b	0	0	0	0	0	0	0	0	0	0	0	0	0	0	0	0	0	0	0	.000
3/3/2019	GETTYSBURG-2	pr	0	1	0	0	0	0	0	0	0	0	0	0	0	0	0	0	0	0	0	.000
3/9/2019	WILKES-1	2b	0	0	0	0	0	0	0	0	0	0	0	0	0	0	0	1	0	0	0	.000
3/9/2019	WILKES-2	ph/2b	1	0	0	0	0	0	0	0	0	0	0	0	0	0	0	0	0	0	0	.000
3/11/2019	RHODE ISLAND COL.-	2b	1	0	0	1	0	0	0	0	0	0	0	0	0	0	0	0	2	0	0	.000
3/11/2019	RHODE ISLAND COL.-	2b	1	0	0	0	0	0	0	0	0	0	0	0	0	0	0	0	1	0	0	.000
3/17/2019	GREENSBORO-1	2b	0	1	0	0	0	0	0	0	0	0	0	0	0	0	0	0	0	0	0	.000
Mar 23	at Lynchburg-1	pr	0	0	0	0	0	0	0	0	0	0	0	0	0	0	0	0	0	0	0	.000
Mar 30	at Guilford-1	pr	0	0	0	0	0	0	0	0	0	0	0	0	0	0	0	0	0	0	0	.000
3/31/2019	at Emory & Henry-1	*2b	0	0	0	0	0	0	0	0	0	0	0	0	0	0	0	0	2	2	0	.000
3/31/2019	at Emory & Henry-2	*2b	0	0	0	0	0	0	0	0	0	0	0	0	0	0	0	0	1	1	1	.000
Apr 6	at Shenandoah Hornet	pr	0	1	0	0	0	0	0	0	0	0	0	0	0	0	0	0	0	0	0	.000
4/14/2019	RANDOLPH-1	*2b	2	0	0	0	0	0	0	1	0	0	0	0	0	0	0	2	1	0	0	.000
Totals		3gs	6	3	0	1	0	0	0	1	0	0	0	0	0	0	0	8	7	1	0	.000

On base pct. .143 • Slugging pct. .000

2019 Season Highs

Batting		
At bats:	2	- vs Randolph (4/14/2019)
Runs scored:	1	- vs Gettysburg (3/3/2019)
	1	- vs Greensboro (3/17/2019)
	1	- at Shenandoah Hornets (Apr 6, 2019)
RBIs:	1	- vs Rhode Island Col. (3/11/2019)
Walks:	1	- vs Randolph (4/14/2019)
Runners LOB:	4	- vs Randolph (4/14/2019)
Fielding		
Putouts:	2	- vs Rhode Island Col. (3/11/2019)
	2	- at Emory & Henry (3/31/2019)
	2	- vs Randolph (4/14/2019)
Assists:	2	- vs Stevenson (3/2/2019)
	2	- at Emory & Henry (3/31/2019)
Errors:	1	- at Emory & Henry (3/31/2019)

Career Highs

RBI: 1, Rhode Island Col., 3/11/2019
 Runs scored: 1, Greensboro, 3/17/2019; Gettysburg, 3/3/2019; at Shenandoah Hornets, Apr 6, 2019
 Walks: 1 [t-9th], Randolph, 4/14/2019
 At bats: 2, Randolph, 4/14/2019
 Field chances: 4, at Emory & Henry, 3/31/2019
 Putouts: 2, Rhode Island Col., 3/11/2019; at Emory & Henry, 3/31/2019; Randolph, 4/14/2019
 Assists: 2, Stevenson, 3/2/2019; at Emory & Henry, 3/31/2019

Career Summary

Year	avg	gp-gs	ab	r	h	2b	3b	hr	rbi	tb	slg%	bb	hbp	so	gdp	ob%	sf	sh	sb-att	po	a	e	fld%
2016	.000	26-1	5	9	0	0	0	0	0	0	.000	0	1	0	0	.167	0	0	2-3	1	1	0	1.000
2017	.600	16-0	5	8	3	0	0	0	2	3	.600	0	0	0	0	.600	0	0	2-3	3	0	0	1.000
2018	.143	33-5	7	11	1	0	0	0	1	1	.143	1	0	2	0	.250	0	0	2-2	11	7	1	.947
2019	.000	14-3	6	3	0	0	0	0	1	0	.000	1	0	0	0	.143	0	0	0-0	8	7	1	.938
TOTAL	.174	89-9	23	31	4	0	0	0	4	4	.174	2	1	2	0	.269	0	0	6-8	23	15	2	.950



Junior | Infield | 5-3 | R/R

Windsor, Va. | Nansemond-Suffolk Academy

Brooklyne
CARR

10

As a sophomore (2018)

- Appeared in 12 games for the Yellow Jackets, with one start
- Recorded 12 putouts on the season without making an error and also drew 2 walks

As a freshman (2017)

- Appeared in 13 games
- Compiled hits with 3 RBI and 3 runs scored on the season

Personal

- Attended Nansemond-Suffolk Academy
- Lettered five years in softball and three year in field hockey
- Helped the Saints claim the conference title once, while finishing runner-up four years
- Helped the Saints also reached the State Championship
- Named to All-Conference and All-State teams and was named the Offensive MVP

2019 Game-By-Game

Date	Opponent	Pos	AB	R	H	RBI	2B	3B	HR	BB	SB	CS	HBP	SAC	SF	GDP	K	PO	A	E	Avg
2/28/2019	at Mary Washington	*1b	3	0	0	0	0	0	0	0	0	0	0	0	0	0	1	5	0	0	.000
3/2/2019	STEVENSON-2	*1b	2	0	0	0	0	0	0	0	0	0	0	0	0	0	0	4	0	0	.000
3/3/2019	GETTYSBURG-1	*1b	0	0	0	0	0	0	0	0	0	0	0	0	0	0	0	6	0	0	.000
3/9/2019	WILKES-1	ph/1b	1	0	0	0	0	0	0	0	0	0	0	0	0	0	0	1	0	0	.000
3/9/2019	WILKES-2	1b	1	0	0	0	0	0	0	0	0	0	0	0	0	0	0	2	0	0	.000
3/11/2019	RHODE ISLAND COL.-	ph/1b	1	0	1	0	0	0	0	0	0	0	0	0	0	0	0	1	0	0	.125
3/11/2019	RHODE ISLAND COL.-	ph/1b	1	0	0	0	0	0	0	0	0	0	0	0	0	0	0	2	0	0	.111
3/17/2019	GREENSBORO-1	ph/1b	1	0	1	2	0	0	0	0	0	0	0	0	0	0	0	2	0	0	.200
3/17/2019	GREENSBORO-2	*1b	1	0	0	0	0	0	0	0	0	0	0	0	0	0	0	4	0	0	.182
3/20/2019	VA. WESLEYAN-2	*1b	3	0	1	0	0	0	0	0	0	0	0	0	0	0	0	5	1	0	.214
Mar 23	at Lynchburg-1	ph	1	0	0	0	0	0	0	0	0	0	0	0	0	0	0	0	0	0	.200
3/23/2019	at Lynchburg-2	*1b	1	0	0	0	0	0	0	0	0	0	0	1	0	0	1	6	0	0	.188
3/26/2019	EAST. MENNONITE-2	ph	1	0	0	0	0	0	0	0	0	0	0	0	0	0	0	0	0	0	.176
3/31/2019	at Emory & Henry-1	ph/1b	1	0	0	0	0	0	0	0	0	0	0	0	0	0	1	1	0	0	.167
Apr 6	at Shenandoah Hornet	ph/1b	0	0	0	0	0	0	0	0	0	0	0	0	0	0	0	0	0	0	.167
Apr 6	at Shenandoah Hornet	ph	1	0	0	0	0	0	0	0	0	0	0	0	0	0	1	0	0	0	.158
4/14/2019	RANDOLPH-2	ph	0	0	0	0	0	0	0	1	0	0	0	0	0	0	0	0	0	0	.158
4/27/2019	vs Va. Wesleyan	*1b	2	0	0	0	0	0	0	0	0	0	0	0	0	0	2	3	0	0	.143
Totals		7gs	21	0	3	2	0	0	0	1	0	0	0	0	0	0	6	42	1	0	.143

On base pct. .182 • Slugging pct. .143

2019 Season Highs

Batting	
At bats:	3 - at Mary Washington (2/28/2019)
	3 - vs Va. Wesleyan (3/20/2019)
Hits:	1 - vs Rhode Island Col. (3/11/2019)
	1 - vs Greensboro (3/17/2019)
	1 - vs Va. Wesleyan (3/20/2019)
RBIs:	2 - vs Greensboro (3/17/2019)
Total bases:	1 - vs Rhode Island Col. (3/11/2019)
	1 - vs Greensboro (3/17/2019)
	1 - vs Va. Wesleyan (3/20/2019)
Walks:	1 - vs Randolph (4/14/2019)
Strikeouts:	2 - vs Va. Wesleyan (4/27/2019 at Salem, Va.)
Sac hits:	1 - at Lynchburg (3/23/2019)
Runners LOB:	3 - at Mary Washington (2/28/2019)
Fielding	
Putouts:	6 - vs Gettysburg (3/3/2019)
	6 - at Lynchburg (3/23/2019)
Assists:	1 - vs Va. Wesleyan (3/20/2019)
Pitching	

Career Highs

Hits: 1, Rhode Island Col., 3/11/2019; Greensboro, 3/17/2019; Va. Wesleyan, 3/20/2019
 Total bases: 1, Rhode Island Col., 3/11/2019; Greensboro, 3/17/2019; Va. Wesleyan, 3/20/2019
 RBI: 2, Greensboro, 3/17/2019
 Walks: 1 [t-9th], Randolph, 4/14/2019
 Struck out: 2 [t-3rd], vs Va. Wesleyan, 4/27/2019
 Sac bunts: 1 [t-3rd], at Lynchburg, 3/23/2019
 At bats: 3, at Mary Washington, 2/28/2019; Va. Wesleyan, 3/20/2019
 Field chances: 6, Va. Wesleyan, 3/20/2019; at Lynchburg, 3/23/2019; Gettysburg, 3/3/2019
 Putouts: 6, at Lynchburg, 3/23/2019; Gettysburg, 3/3/2019
 Assists: 1, Va. Wesleyan, 3/20/2019

Career Summary

Year	avg	gp-gs	ab	r	h	2b	3b	hr	rbi	tb	slg%	bb	hbp	so	gdp	ob%	sf	sh	sb-att	po	a	e	fld%
2017	.250	13-2	12	3	3	1	0	0	3	4	.333	5	0	2	0	.471	0	0	0-0	7	0	0	1.000
2018	.000	12-1	8	0	0	0	0	0	0	0	.000	2	0	2	1	.200	0	0	0-0	12	0	0	1.000
2019	.143	18-7	21	0	3	0	0	0	2	3	.143	1	0	6	0	.182	0	1	0-0	42	1	0	1.000
TOTAL	.146	43-10	41	3	6	1	0	0	5	7	.171	8	0	10	1	.286	0	1	0-0	61	1	0	1.000



Sophomore | Outfield | 5-3 | R/R
 Glen Allen, Va. | Glen Allen

Kamryn
STEINRUCK

11

As a freshman (2018):

- Appeared in 18 games
- Steinruck compiled two RBI and three runs on the season

Personal

- Helped the Jaguars to the regional tournament in 2015 and 2017
- Earned first team All-Conference and second team All-Region honors as a senior
- Earned first team All-Academic honors each year of high school.
- Daughter of Karen and Kevin
- Favorite book is In Cold Blood
- Favorite movie is The Dark Knight
- Favorite food is pasta

2019 Game-By-Game

Date	Opponent	Pos	AB	R	H	RBI	2B	3B	HR	BB	SB	CS	HBP	SAC	SF	GDP	K	PO	A	E	Avg	
2/28/2019	at Mary Washington	ph	0	0	0	0	0	0	0	0	0	0	0	0	0	0	0	0	0	0	0	.000
2/28/2019	at Mary Washington	of	0	0	0	0	0	0	0	0	0	0	0	0	0	0	0	0	0	0	0	.000
3/2/2019	STEVENSON-1	of	1	0	1	0	0	0	0	0	1	0	0	0	0	0	0	1	0	0	0	1.000
3/2/2019	STEVENSON-2	pr	0	1	1	0	0	0	0	0	0	0	0	0	0	0	0	0	0	0	0	1.000
3/3/2019	GETTYSBURG-2	pr	0	0	0	0	0	0	0	0	0	0	0	0	0	0	0	0	0	0	0	1.000
3/9/2019	WILKES-1	of	1	0	1	0	0	0	0	0	0	0	0	0	0	0	0	0	0	0	0	1.000
3/9/2019	WILKES-2	of	1	0	0	0	0	0	0	0	0	0	0	0	0	0	0	1	0	0	0	.750
3/11/2019	RHODE ISLAND COL.-	of	0	0	0	0	0	0	0	0	0	0	0	0	0	0	0	0	0	0	0	.750
3/11/2019	RHODE ISLAND COL.-	of	0	0	0	0	0	0	0	0	0	0	0	0	0	0	0	1	0	0	0	.750
3/17/2019	GREENSBORO-1	pr	0	0	0	0	0	0	0	0	0	0	0	0	0	0	0	0	0	0	0	.750
3/17/2019	GREENSBORO-2	ph/of	1	0	1	0	0	0	0	0	0	0	0	0	0	0	0	0	0	0	0	.800
3/26/2019	EAST_MENNONITE-2	pr	0	1	0	0	0	0	0	0	0	0	0	0	0	0	0	0	0	0	0	.800
3/31/2019	at Emory & Henry-1	pr	0	1	0	0	0	0	0	0	0	0	0	0	0	0	0	0	0	0	0	.800
4/3/2019	CHRIS_NEWPORT-1	ph	1	0	0	0	0	0	0	0	0	0	0	0	0	0	0	0	0	0	0	.667
Apr 6	at Shenandoah Hornet	pr	0	0	0	0	0	0	0	0	0	0	0	0	0	0	0	0	0	0	0	.667
Apr 09	at Bridgewater-2	pr	0	1	0	0	0	0	0	0	0	0	0	0	0	0	0	0	0	0	0	.667
4/14/2019	RANDOLPH-1	pr	0	1	0	0	0	0	0	0	0	0	0	0	0	0	0	0	0	0	0	.667
4/14/2019	RANDOLPH-2	of	0	0	0	0	0	0	0	0	0	0	0	0	0	0	0	0	0	0	0	.667
4/17/2019	at Ferrum-1	pr	0	0	0	0	0	0	0	0	0	0	0	0	0	0	0	0	0	0	0	.667
4/27/2019	vs Va. Wesleyan	pr	0	1	0	0	0	0	0	0	0	0	0	0	0	0	0	0	0	0	0	.667
4/27/2019	vs Lynchburg	pr	0	0	0	0	0	0	0	0	0	0	0	0	0	0	0	0	0	0	0	.667
4/29/2019	vs Va. Wesleyan	ph	1	0	0	0	0	0	0	0	0	0	0	0	0	0	0	0	0	0	0	.571
May 11	vs Mt. Aloysius	of	0	0	0	0	0	0	0	0	0	0	0	0	0	0	0	0	0	0	0	.571
May 18	at Chris. Newport	of/pr	0	1	0	0	0	0	0	0	0	0	0	0	0	0	0	0	0	0	0	.571
Totals		ogs	7	7	4	1	0	0	0	0	1	0	0	0	0	0	0	3	0	0	0	.571

On base pct. .571 • Slugging pct. .571

2019 Season Highs

Batting

At bats: 1 - vs Stevenson (3/2/2019)
 1 - vs Stevenson (3/2/2019)
 1 - vs Wilkes (3/9/2019)
 1 - vs Wilkes (3/9/2019)
 1 - vs Greensboro (3/17/2019)
 1 - vs Chris. Newport (4/3/2019)
 1 - vs Va. Wesleyan (4/29/2019 at Salem, Va.)
 1 - vs Stevenson (3/2/2019)

Runs scored: 1 - vs Stevenson (3/2/2019)
 1 - vs East. Mennonite (3/26/2019)
 1 - at Emory & Henry (3/31/2019)
 1 - at Bridgewater (Apr 09, 2019)
 1 - vs Randolph (4/14/2019)
 1 - vs Va. Wesleyan (4/27/2019 at Salem, Va.)
 1 - vs Chris. Newport (May 18, 2019)

Hits: 1 - vs Stevenson (3/2/2019)
 1 - vs Stevenson (3/2/2019)
 1 - vs Wilkes (3/9/2019)
 1 - vs Wilkes (3/9/2019)
 1 - vs Greensboro (3/17/2019)

RBIs: 1 - vs Greensboro (3/17/2019)

Total bases: 1 - vs Stevenson (3/2/2019)
 1 - vs Stevenson (3/2/2019)
 1 - vs Wilkes (3/9/2019)
 1 - vs Wilkes (3/9/2019)
 1 - vs Greensboro (3/17/2019)

Sac hits: 1 - at Mary Washington (2/28/2019)

Stolen bases: 1 - vs Stevenson (3/2/2019)

Fielding

Putouts: 1 - vs Stevenson (3/2/2019)
 1 - vs Wilkes (3/9/2019)
 1 - vs Rhode Island Col. (3/11/2019)

Career Highs

Hits: 1, Greensboro, 3/17/2019; Stevenson, 3/2/2019; Wilkes, 3/9/2019
 Total bases: 1, Greensboro, 3/17/2019; Stevenson, 3/2/2019; Wilkes, 3/9/2019
 RBI: 1, Greensboro, 3/17/2019
 Runs scored: 1, 7 times
 Sac bunts: 1 [t-3rd], at Mary Washington, 2/28/2019
 At bats: 1, 5 times
 Stolen bases: 1, Stevenson, 3/2/2019
 Field chances: 1, Rhode Island Col., 3/11/2019; Stevenson, 3/2/2019; Wilkes, 3/9/2019
 Putouts: 1, Rhode Island Col., 3/11/2019; Stevenson, 3/2/2019; Wilkes, 3/9/2019

Career Summary

Year	avg	gp-gs	ab	r	h	2b	3b	hr	rbi	tb	slg%	bb	hbp	so	gdp	ob%	sf	sh	sb-att	po	a	e	fld%
2018	.000	18-0	4	3	0	0	0	0	2	0	.000	1	0	1	0	.200	0	1	0-0	1	0	0	1.000
2019	.571	24-0	7	7	4	0	0	0	1	4	.571	0	0	0	0	.571	0	1	1-1	3	0	0	1.000
TOTAL	.364	42-0	11	10	4	0	0	0	3	4	.364	1	0	1	0	.417	0	2	1-1	4	0	0	1.000



Freshman | Pitcher/Infield | 5-4 | R/R
Capron, Va. | Southampton Academy

Kellie
FERGUSON

12

Personal

- Attended Southampton Academy
- Lettered all four years in softball and two years in volleyball
- 3-time VISAA Division III State Champions
- VISAA Division III First-Team All-State for softball in 2018
- VCC First Team All-Conference, All-Academic, and All-Tournament team for softball in 2018
- VCC First Team All-Conference for volleyball in 2018
- Members of Beta Club and Relay for Life
- Daughter of Karen and Kevin
- Favorite sports team is the New York Yankees
- Favorite food is mac and cheese
- Favorite TV Show is Criminal Minds

2019 Game-By-Game

Date	Opponent	Pos	AB	R	H	RBI	2B	3B	HR	BB	SB	CS	HBP	SAC	SF	GDP	K	PO	A	E	Avg	
2/28/2019	at Mary Washington	of	0	0	0	0	0	0	0	0	0	0	0	0	0	0	0	0	0	0	0	.000
3/2/2019	STEVENSON-1	ph	1	0	0	0	0	0	0	0	0	0	0	0	0	0	1	0	0	0	0	.000
3/2/2019	STEVENSON-2	p	0	0	0	0	0	0	0	0	0	0	0	0	0	0	0	0	0	1	0	.000
3/9/2019	WILKES-1	pr	0	0	0	0	0	0	0	0	0	0	0	0	0	0	0	0	0	0	0	.000
3/9/2019	WILKES-2	p	0	0	0	0	0	0	0	0	0	0	0	0	0	0	0	0	1	0	0	.000
3/31/2019	at Emory & Henry-2	p	1	0	0	0	0	0	0	0	0	0	0	0	0	0	0	0	1	0	0	.000
Totals		Ogs	2	0	0	0	0	0	0	0	0	0	0	0	0	0	1	0	2	1	0	.000

On base pct. .000 • Slugging pct. .000

#12 Kellie Ferguson - 6 appearances (All games)

Date	Opponent	GS	IP	H	R	ER	BB	SO	2B	3B	HR	WP	BK	HBP	IBB	Score	W-L	Sv	ERA	NP
2/28/2019	at Mary Washington		3.1	1	0	0	1	1	1	0	0	0	0	0	0	5-6	0-0	0	0.00	37
3/2/2019	STEVENSON-2		1.0	0	3	0	2	0	0	0	0	0	0	0	0	11-3	0-0	0	0.00	29
3/9/2019	WILKES-2		1.0	2	0	0	0	0	1	0	0	0	0	0	0	10-0	0-0	0	0.00	15
3/11/2019	RHODE ISLAND COL.-		2.0	3	0	0	2	1	0	0	0	0	0	0	0	6-0	0-0	0	0.00	37
3/31/2019	at Emory & Henry-1		1.1	3	3	3	2	1	0	0	0	0	0	0	0	4-12	0-0	0	2.42	-
3/31/2019	at Emory & Henry-2		1.1	6	5	5	0	0	1	0	0	0	0	0	0	7-14	0-0	0	5.60	-
Totals		0	10.0	15	11	8	7	3	3	0	0	0	0	0	0	43-35	0-0	0	5.60	-

2019 Season Highs

Batting	
At bats:	1 - vs Stevenson (3/2/2019)
Strikeouts:	1 - at Emory & Henry (3/31/2019)
	1 - vs Stevenson (3/2/2019)
Fielding	
Assists:	1 - vs Wilkes (3/9/2019)
	1 - at Emory & Henry (3/31/2019)
Errors:	1 - vs Stevenson (3/2/2019)
Pitching	
Innings pitched:	3.1 - at Mary Washington (2/28/2019)
Runs allowed:	5 - at Emory & Henry (3/31/2019)
Earned runs:	5 - at Emory & Henry (3/31/2019)
Walks allowed:	2 - vs Stevenson (3/2/2019)
	2 - vs Rhode Island Col. (3/11/2019)
	2 - at Emory & Henry (3/31/2019)
Strikeouts:	1 - at Mary Washington (2/28/2019)
	1 - vs Rhode Island Col. (3/11/2019)
	1 - at Emory & Henry (3/31/2019)
Hits allowed:	6 - at Emory & Henry (3/31/2019)
Doubles allowed:	1 - at Mary Washington (2/28/2019)
	1 - vs Wilkes (3/9/2019)
	1 - at Emory & Henry (3/31/2019)

Career Highs

Struck out: 1, Stevenson, 3/2/2019
 At bats: 1, Stevenson, 3/2/2019; at Emory & Henry, 3/31/2019
 Innings pitched: 3.1, at Mary Washington, 2/28/2019
 Walks allowed: 2, Rhode Island Col., 3/11/2019; Stevenson, 3/2/2019; at Emory & Henry, 3/31/2019
 Strikeouts: 1, at Mary Washington, 2/28/2019; Rhode Island Col., 3/11/2019; at Emory & Henry, 3/31/2019
 Batters faced: 12, at Mary Washington, 2/28/2019
 Field chances: 1, Stevenson, 3/2/2019; at Emory & Henry, 3/31/2019; Wilkes, 3/9/2019
 Assists: 1, at Emory & Henry, 3/31/2019; Wilkes, 3/9/2019
 Runners CS: 2 [t-1st], Rhode Island Col., 3/11/2019

Career Summary

Year	avg	gp-gs	ab	r	h	2b	3b	hr	rbi	tb	slg%	bb	hbp	so	gdp	ob%	sf	sh	sb-att	po	a	e	fld%
2019	.000	4-0	2	0	0	0	0	0	0	0	.000	0	0	1	0	.000	0	0	0-0	0	2	1	.667
TOTAL	.000	4-0	2	0	0	0	0	0	0	0	.000	0	0	1	0	.000	0	0	0-0	0	2	1	.667

Year	era	w-l	app	gs	cg	sho	sv	ip	h	r	er	bb	so	2b	3b	hr	bf	bavg	wp	hbp	bk	sfa	sha
2019	5.60	0-0	6	0	0	0/2	0	10.0	15	11	8	7	3	3	0	0	54	.319	0	0	0	0	0
TOTAL	5.60	0-0	6	0	0	0/2	0	10.0	15	11	8	7	3	3	0	0	54	.319	0	0	0	0	0



Sophomore | Infield | 5-5 | R/R
Lexington, Va, | Rockbridge County

Megan
SMITH

13

As a freshman (2018):

- Appeared in 12 games
- Compiled two hits and two runs on the season

Personal

- Helped the Wildcats to Conference 31 Championships in 2016 & 2017
- Earned second team All-Conference honors for her play at First Base in her senior year
- Served as team captain
- Member of the National Honor Society
- Helped the Wildcats to Conference 31 Championships in 2016 & 2017
- Earned second team All-Conference honors for her play at First Base in her senior year
- Served as team captain
- Member of the National Honor Society

2019 Game-By-Game

Date	Opponent	Pos	AB	R	H	RBI	2B	3B	HR	BB	SB	CS	HBP	SAC	SF	GDP	K	PO	A	E	Avg
3/2/2019	STEVENSON-1	3b	1	0	0	0	0	0	0	0	0	0	0	0	0	0	1	0	0	0	.000
3/2/2019	STEVENSON-2	3b	0	0	0	0	0	0	0	0	0	0	0	0	0	0	0	1	2	0	.000
3/9/2019	WILKES-1	3b	0	0	0	0	0	0	0	0	0	0	0	0	0	0	0	0	0	0	.000
3/9/2019	WILKES-2	*3b	2	0	0	0	0	0	0	0	0	0	0	0	0	0	0	0	1	0	.000
3/11/2019	RHODE ISLAND COL.-	*3b	2	0	1	3	0	0	0	0	0	0	0	0	1	0	0	0	0	0	.200
3/17/2019	GREENSBORO-2	ph	1	0	1	1	0	0	0	0	0	0	0	0	0	0	0	0	0	0	.333
Mar 23	at Lynchburg-1	ph	1	0	0	0	0	0	0	0	0	0	0	0	0	0	0	0	0	0	.286
3/23/2019	at Lynchburg-2	*3b	2	0	0	0	0	0	0	0	0	0	0	0	0	0	0	0	0	2	.222
3/31/2019	at Emory & Henry-1	3b	1	1	1	0	0	0	0	0	0	0	0	0	0	0	0	0	0	0	.300
Apr 6	at Shenandoah Hornet	ph/3b	1	0	0	0	0	0	0	0	0	0	0	0	0	0	1	0	0	0	.273
4/14/2019	RANDOLPH-2	3b	0	0	0	0	0	0	0	0	0	0	0	0	0	0	0	0	0	0	.273
4/28/2019	vs Va. Wesleyan	ph	1	0	0	0	0	0	0	0	0	0	0	0	0	0	1	0	0	0	.250
Totals		3gs	12	1	3	4	0	0	0	0	0	0	0	0	1	0	3	1	3	3	.250

On base pct. .231 • Slugging pct. .250

2019 Season Highs

Batting		
At bats:	2	- vs Wilkes (3/9/2019)
	2	- vs Rhode Island Col. (3/11/2019)
	2	- at Lynchburg (3/23/2019)
Runs scored:	1	- at Emory & Henry (3/31/2019)
Hits:	1	- vs Rhode Island Col. (3/11/2019)
	1	- vs Greensboro (3/17/2019)
	1	- at Emory & Henry (3/31/2019)
RBI's:	3	- vs Rhode Island Col. (3/11/2019)
Total bases:	1	- vs Rhode Island Col. (3/11/2019)
	1	- vs Greensboro (3/17/2019)
Strikeouts:	1	- at Emory & Henry (3/31/2019)
	1	- vs Stevenson (3/2/2019)
	1	- at Shenandoah Hornets (Apr 6, 2019)
Sac flies:	1	- vs Va. Wesleyan (4/28/2019 at Salem, Va.)
Runners LOB:	1	- vs Rhode Island Col. (3/11/2019)
	1	- vs Stevenson (3/2/2019)
Fielding		
Putouts:	1	- vs Stevenson (3/2/2019)
Assists:	2	- vs Stevenson (3/2/2019)
Errors:	2	- at Lynchburg (3/23/2019)
Pitching		

Career Highs

Hits: 1, Rhode Island Col., 3/11/2019; Greensboro, 3/17/2019; at Emory & Henry, 3/31/2019
 Total bases: 1, Rhode Island Col., 3/11/2019; Greensboro, 3/17/2019; at Emory & Henry, 3/31/2019
 RBI: 3 [t-2nd], Rhode Island Col., 3/11/2019
 Runs scored: 1, at Emory & Henry, 3/31/2019
 Struck out: 1, Stevenson, 3/2/2019; vs Va. Wesleyan, 4/28/2019; at Shenandoah Hornets, Apr 6, 2019
 Sac flies: 1 [t-1st], Rhode Island Col., 3/11/2019
 At bats: 2, Rhode Island Col., 3/11/2019; at Lynchburg, 3/23/2019; Wilkes, 3/9/2019
 Field chances: 3, Stevenson, 3/2/2019
 Putouts: 1, Stevenson, 3/2/2019
 Assists: 2, Stevenson, 3/2/2019

Career Summary

Year	avg	gp-gs	ab	r	h	2b	3b	hr	rbi	tb	slg%	bb	hbp	so	gdp	ob%	sf	sh	sb-att	po	a	e	fld%
2018	.167	12-1	12	2	2	0	0	0	0	2	.167	0	0	1	1	.167	0	0	0-0	0	3	0	1.000
2019	.250	12-3	12	1	3	0	0	0	4	3	.250	0	0	3	0	.231	1	0	0-0	1	3	3	.571
TOTAL	.208	24-4	24	3	5	0	0	0	4	5	.208	0	0	4	1	.200	1	0	0-0	1	6	3	.700



Senior | Outfield | 5-1 | L/R
 Prince George, Va. | Prince George

Casey
ABERNETHY

14

As a junior (2018)

- Appeared in 43 games for the Yellow Jackets, starting 25 of them
- Collected seven hits as well as 15 runs scored and five stolen bases
- Finished season with a .339 on-base percentage and a .962 fielding percentage

As a sophomore (2017)

- Appeared in 32 games
- Compiled 14 hits with a double, 10 RBIs, four stolen bases, and 14 runs scored on the season

As a freshman (2016)

- Played in 39 games for the Yellow Jackets in OF
- Averaged .209 with 11 RBIs, 14 hits, and 11 runs

Personal

- Attended Prince George High School, where she earned four varsity letters in softball
- Two-time First Team All-District and All-Academic selection, as well as one Honorable Mention All-Region pick
- Earned a Second Team All-Conference pick as a junior
- Helped the Royals to a 5A South Regional Championship and 5A State Semifinal
- Member of the National Honors Society, Beta Club, Key Club, Spanish Club, Spanish Honors Society, Mu Alpha Theta Honors Society, Student Government Association, and the Young Educator's Club

2019 Game-By-Game

Date	Opponent	Pos	AB	R	H	RBI	2B	3B	HR	BB	SB	CS	HBP	SAC	SF	GDP	K	PO	A	E	Avg
3/2/2019	STEVENSON-1	of	1	0	0	0	0	0	0	0	0	0	0	0	0	0	0	0	0	0	.000
3/2/2019	STEVENSON-2	ph/dh	1	0	1	0	0	0	0	0	0	0	0	0	0	0	0	0	0	0	.500
3/3/2019	GETTYSBURG-1	pr	0	1	0	0	0	0	0	1	1	0	0	1	0	0	0	0	0	0	.500
3/9/2019	WILKES-1	of	1	0	0	0	0	0	0	0	0	0	0	0	0	0	0	0	0	0	.333
3/9/2019	WILKES-2	of	1	0	0	0	0	0	0	0	0	0	0	0	0	0	0	0	0	0	.250
3/11/2019	RHODE ISLAND COL.-	pr	0	0	0	0	0	0	0	0	0	0	0	0	0	0	0	0	0	0	.250
3/11/2019	RHODE ISLAND COL.-	of	1	0	0	0	0	0	0	0	0	0	0	0	0	0	0	0	0	0	.200
3/17/2019	GREENSBORO-1	pr/of	0	0	0	0	0	0	0	0	0	0	0	0	0	0	0	0	0	0	.200
3/17/2019	GREENSBORO-2	pr	0	1	0	0	0	0	0	0	0	0	0	0	0	0	0	0	0	0	.200
3/20/2019	VA. WESLEYAN-1	of	0	0	0	0	0	0	0	0	0	0	0	0	0	0	0	0	0	0	.200
3/20/2019	VA. WESLEYAN-2	pr	0	0	0	0	0	0	0	0	0	0	0	0	0	0	0	0	0	0	.200
3/23/2019	at Lynchburg-2	*of	1	0	0	0	0	0	1	0	0	0	0	0	0	0	0	4	0	0	.167
3/26/2019	EAST. MENNONITE-1	pr	0	0	0	0	0	0	0	0	0	0	0	0	0	0	0	0	0	0	.167
3/26/2019	EAST. MENNONITE-2	of	0	0	0	0	0	0	0	0	0	0	0	0	0	0	0	0	0	0	.167
Mar 30	at Guilford-1	pr	0	0	0	0	0	0	0	0	0	0	0	0	0	0	0	0	0	0	.167
3/31/2019	at Emory & Henry-1	ph/of	0	0	0	0	0	0	1	0	0	0	0	0	0	0	0	0	0	0	.167
3/31/2019	at Emory & Henry-2	pr	0	0	0	0	0	0	0	0	0	0	0	0	0	0	0	0	0	0	.167
4/3/2019	CHRIS. NEWPORT-1	pr	0	0	0	0	0	0	0	0	0	0	0	0	0	0	0	0	0	0	.167
Apr 6	at Shenandoah Hornet	ph	0	0	0	0	0	0	0	0	0	0	0	0	0	0	0	0	0	0	.167
Apr 6	at Shenandoah Hornet	pr	0	0	0	0	0	0	0	0	0	0	1	0	0	0	0	0	0	0	.167
4/14/2019	RANDOLPH-1	*of	2	0	1	1	0	0	1	0	0	0	0	0	0	0	0	1	0	0	.250
4/14/2019	RANDOLPH-2	pr/of	0	1	0	0	0	0	0	1	0	0	0	0	0	0	0	0	0	0	.250
4/20/2019	ROANOKE-2	pr	0	1	0	0	0	0	0	1	0	0	0	0	0	0	0	0	0	0	.250
4/26/2019	vs Bridgewater	pr	0	0	0	0	0	0	0	0	0	0	0	0	0	0	0	0	0	0	.250
4/27/2019	vs Lynchburg	ph	1	0	0	0	0	0	0	0	0	0	0	0	0	0	1	0	0	0	.222
May 10	vs Arcadia	pr	0	0	0	0	0	0	0	0	0	0	0	0	0	0	0	0	0	0	.222
May 11	vs Mt. Aloysius	pr	0	0	0	0	0	0	0	0	0	0	0	0	0	0	0	0	0	0	.222
May 18	at Chris. Newport	pr	0	0	0	0	0	0	0	0	0	0	0	0	0	0	0	0	0	0	.222
May 18	at Chris. Newport	pr	0	0	0	0	0	0	0	0	0	0	0	0	0	0	0	0	0	0	.222
Totals		2gs	9	4	2	1	0	0	4	3	1	0	1	0	0	0	2	4	0	0	.222

On base pct. .462 • Slugging pct. .222

2019 Season Highs

		Batting	
At bats:	2	-	vs Randolph (4/14/2019)
Runs scored:	1	-	vs Gettysburg (3/3/2019)
	1	-	vs Greensboro (3/17/2019)
	1	-	vs Randolph (4/14/2019)
	1	-	vs Roanoke (4/20/2019)
Hits:	1	-	vs Stevenson (3/2/2019)
	1	-	vs Randolph (4/14/2019)
RBIs:	1	-	vs Randolph (4/14/2019)
Total bases:	1	-	vs Stevenson (3/2/2019)
	1	-	vs Randolph (4/14/2019)
Walks:	1	-	vs Gettysburg (3/3/2019)
	1	-	at Lynchburg (3/23/2019)
	1	-	at Emory & Henry (3/31/2019)
Strikeouts:	1	-	vs Randolph (4/14/2019)
	1	-	vs Lynchburg (4/27/2019 at Salem, Va.)
Sac hits:	1	-	vs Gettysburg (3/3/2019)
Stolen bases:	1	-	vs Gettysburg (3/3/2019)
	1	-	vs Randolph (4/14/2019)
	1	-	vs Roanoke (4/20/2019)
Caught stealing:	1	-	at Shenandoah Hornets (Apr 6, 2019)
		Fielding	
Putouts:	4	-	at Lynchburg (3/23/2019)
		Pitching	

Career Highs

- Hits: 1, Stevenson, 3/2/2019; Randolph, 4/14/2019
- Total bases: 1, Stevenson, 3/2/2019; Randolph, 4/14/2019
- RBI: 1, Randolph, 4/14/2019
- Runs scored: 1, 4 times
- Walks: 1 [t-9th], 4 times
- Struck out: 1, Randolph, 4/14/2019; vs Lynchburg, 4/27/2019
- Sac bunts: 1 [t-3rd], Gettysburg, 3/3/2019
- At bats: 2, Randolph, 4/14/2019
- Stolen bases: 1, Gettysburg, 3/3/2019; Randolph, 4/14/2019; Roanoke, 4/20/2019
- Caught stealing: 1 [t-1st], at Shenandoah Hornets, Apr 6, 2019
- Field chances: 4, at Lynchburg, 3/23/2019
- Putouts: 4, at Lynchburg, 3/23/2019

Career Summary

Year	avg	gp-gs	ab	r	h	2b	3b	hr	rbi	tb	slg%	bb	hbp	so	gdp	ob%	sf	sh	sb-att	po	a	e	fld%
2016	.209	39-35	67	11	14	0	0	0	11	14	.209	8	0	9	1	.289	1	4	3-5	30	2	4	.889
2017	.359	32-10	39	14	14	1	0	0	10	15	.385	6	1	2	0	.457	0	2	4-4	5	1	1	.857
2018	.163	43-25	43	15	7	1	0	0	5	8	.186	12	0	11	0	.339	1	3	5-7	25	0	1	.962
2019	.222	29-2	9	4	2	0	0	0	1	2	.222	4	0	2	0	.462	0	1	3-4	4	0	0	1.000
TOTAL	.234	143-72	158	44	37	2	0	0	27	39	.247	30	1	24	1	.356	2	10	15-20	64	3	6	.918



Freshman | Outfield | 5-2 | R/R
Fredericksburg, Va. | Massaponax

Isabella
BROOKS

15

Personal

- Daughter of Millie and Bill
- Favorite book is The Light We Lost
- Favorite movie is Lilo & Stitch
- Favorite food is wings
- Earned a MVP Award for defensive effort in 2015
- Also earned four letters for volleyball while in high school and earned a Second Team All-Conference honor in 2015
- Member of the FFA

2019 Game-By-Game

Date	Opponent	Pos	AB	R	H	RBI	2B	3B	HR	BB	SB	CS	HBP	SAC	SF	GDP	K	PO	A	E	Avg	
2/28/2019	at Mary Washington	pr	0	0	0	0	0	0	0	0	0	0	0	0	0	0	0	0	0	0	0	.000
2/28/2019	at Mary Washington	*of	2	0	0	0	0	0	0	0	0	0	0	0	0	0	0	0	1	0	0	.000
3/2/2019	STEVENSON-2	ph	1	0	1	1	0	0	0	0	0	0	0	0	0	0	0	0	0	0	0	.333
3/9/2019	WILKES-1	of	1	0	0	0	0	0	0	0	0	0	0	0	0	0	0	0	0	0	0	.250
3/9/2019	WILKES-2	of	0	0	0	0	0	0	0	0	0	0	0	0	0	0	0	0	0	0	0	.250
3/17/2019	GREENSBORO-1	ph/of	1	0	0	0	0	0	0	0	0	0	0	0	0	0	0	0	0	0	0	.200
3/20/2019	VA. WESLEYAN-2	pr	0	0	0	0	0	0	0	0	0	0	0	0	0	0	0	0	0	0	0	.200
3/31/2019	at Emory & Henry-1	ph/of	2	0	1	0	0	0	0	0	0	0	0	0	0	0	0	1	0	0	0	.286
Apr 6	at Shenandoah Hornet	pr	0	1	0	0	0	0	0	0	0	0	0	0	0	0	0	0	0	0	0	.286
Apr 09	at Bridgewater-1	pr	0	0	0	0	0	0	0	0	0	0	0	0	0	0	0	0	0	0	0	.286
4/17/2019	at Ferrum-2	of	0	0	0	0	0	0	0	0	0	0	0	0	0	0	0	0	0	0	0	.286
Totals		1gs	7	1	2	1	0	0	0	0	0	0	0	0	0	0	0	1	0	1	0	.286

On base pct. .286 • Slugging pct. .286

2019 Season Highs

Batting		
At bats:	2	- at Mary Washington (2/28/2019)
Runs scored:	1	- at Shenandoah Hornets (Apr 6, 2019)
Hits:	1	- vs Stevenson (3/2/2019)
RBIs:	1	- at Emory & Henry (3/31/2019)
Total bases:	1	- vs Stevenson (3/2/2019)
Strikeouts:	1	- at Emory & Henry (3/31/2019)
Runners LOB:	3	- at Mary Washington (2/28/2019)
Fielding		
Assists:	1	- at Mary Washington (2/28/2019)
Pitching		

Career Highs

Hits: 1, Stevenson, 3/2/2019; at Emory & Henry, 3/31/2019
 Total bases: 1, Stevenson, 3/2/2019; at Emory & Henry, 3/31/2019
 RBI: 1, Stevenson, 3/2/2019
 Runs scored: 1, at Shenandoah Hornets, Apr 6, 2019
 Struck out: 1, at Emory & Henry, 3/31/2019
 At bats: 2, at Mary Washington, 2/28/2019; at Emory & Henry, 3/31/2019
 Field chances: 1, at Mary Washington, 2/28/2019
 Assists: 1, at Mary Washington, 2/28/2019

Career Summary

Year	avg	gp-gs	ab	r	h	2b	3b	hr	rbi	tb	slg%	bb	hbp	so	gdp	ob%	sf	sh	sb-att	po	a	e	fld%
2019	.286	11-1	7	1	2	0	0	0	1	2	.286	0	0	1	0	.286	0	0	0-0	0	1	0	1.000
TOTAL	.286	11-1	7	1	2	0	0	0	1	2	.286	0	0	1	0	.286	0	0	0-0	0	1	0	1.000



Sophomore | P/Infield | 5-6 | R/R
Powhatan, Va. | Powhatan

Ali
CELIBERTI

16

As a Freshman (at Queens University of Charlotte, 2018)

- Tallied a 5-3 record inside the circle
Earned 27 strikeouts for the Royals

Personal

- Helped Powhatan to a state semifinal in her junior and senior years
Earned All-Conference, All-Region, All-District, All-Metro and All-State honors in her sophomore, junior and senior years.
Was a member of the honor roll
Daughter of Debbie and Paul
Favorite book is Homebody
Favorite movie is 50 First Dates
Favorite food is Japanese Hibachi
Member of the Powhatan Volunteer Fire Dept., Connor's Heroes and Relay for Life

2019 Game-By-Game

Table with columns: Date, Opponent, Pos, AB, R, H, RBI, 2B, 3B, HR, BB, SB, CS, HBP, SAC, SF, GDP, K, PO, A, E, Avg. Lists game-by-game statistics for the 2019 season.

On base pct. .354 • Slugging pct. .609

#16 Ali Celiberti - 14 appearances (All games)

Summary table for Ali Celiberti's 14 appearances, including columns for Date, Opponent, GS, IP, H, R, ER, BB, SO, 2B, 3B, HR, WP, BK, HBP, IBB, Score, W-L, Sv, ERA, NP.

2019 Season Highs

Table listing season high statistics: Batting (At bats, Runs scored, Hits, RBIs, Doubles, Home runs, Total bases, Walks, Strikeouts, Runners LOB), Fielding (Assists), Pitching (Innings pitched, Runs allowed, Earned runs, Walks allowed, Strikeouts, Hits allowed, Homers allowed, Wild pitches, Hit batters).

Career Highs

Hits: 3 [t-1st], vs Lynchburg, 4/27/2019
Doubles: 1 [t-3rd], 7 times
Home runs: 1 [t-1st], Greensboro, 3/17/2019; at Bridgewater, Apr 09, 2019; at Chris. Newport, May 17, 2019
Total bases: 6 [t-1st], at Bridgewater, Apr 09, 2019
RBI: 3 [t-2nd], Greensboro, 3/17/2019; Wilkes, 3/9/2019
Runs scored: 2 [t-7th], 4 times
Walks: 1 [t-9th], Rhode Island Col., 3/11/2019
Struck out: 3 [t-1st], Va. Wesleyan, 3/20/2019
At bats: 4 [t-2nd], 4 times
Caught stealing: 1 [t-1st], Rhode Island Col., 3/11/2019
Innings pitched: 7.0 [t-3rd], vs Lynchburg, 4/27/2019; at Bridgewater, Apr 09, 2019
Walks allowed: 5 [t-3rd], at Bridgewater, Apr 09, 2019
Strikeouts: 2, Stevenson, 3/2/2019; vs Va. Wesleyan, 4/29/2019; at Bridgewater, Apr 09, 2019
Batters faced: 38 [t-1st], at Bridgewater, Apr 09, 2019
Field chances: 2, vs Lynchburg, 4/27/2019
Assists: 2, vs Lynchburg, 4/27/2019
Runners CS: 1 [t-5th], Greensboro, 3/17/2019

Career Summary

Table with columns: Year, avg, gp-gs, ab, r, h, 2b, 3b, hr, rbi, tb, slg%, bb, hbp, so, gdp, ob%, sf, sh, sb-att, po, a, e, fld%. Shows stats for 2019 and TOTAL.



Sophomore | Infield | 5-11 | R/R
Farmville, Va. | Fuqua School

Mary Grace
AMOS

17

Personal

- Attended Fuqua School
- Lettered all four years in softball
- 2017 VISAA Softball State Runner-Up
- First Team All-State in 2015
- First Team All-State and served as captain in 2017
- Daughter to Sallie and Eddie
- Favorite book is The Fault in Our Stars
- Favorite sports team is the Boston Red Sox
- Favorite food is Mac and Cheese

2019 Game-By-Game

Date	Opponent	Pos	AB	R	H	RBI	2B	3B	HR	BB	SB	CS	HBP	SAC	SF	GDP	K	PO	A	E	Avg
3/2/2019	STEVENSON-1	ph	1	0	0	0	0	0	0	0	0	0	0	0	0	0	1	0	0	0	.000
3/9/2019	WILKES-2	ph/ss	1	0	0	0	0	0	0	0	0	0	0	0	0	0	1	1	0	1	.000
3/17/2019	GREENSBORO-1	ss	0	0	0	0	0	0	0	0	0	0	0	0	0	0	0	0	1	0	.000
3/23/2019	at Lynchburg-2	ph	1	0	0	0	0	0	0	0	0	0	0	0	0	0	1	0	0	0	.000
4/14/2019	RANDOLPH-2	ph	1	0	0	0	0	0	0	0	0	0	0	0	0	0	0	0	0	0	.000
Totals		ogs	4	0	0	0	0	0	0	0	0	0	0	0	0	0	3	1	1	1	.000

On base pct. .000 • Slugging pct. .000

2019 Season Highs

Batting	
At bats:	1 - vs Stevenson (3/2/2019)
	1 - vs Wilkes (3/9/2019)
	1 - at Lynchburg (3/23/2019)
	1 - vs Randolph (4/14/2019)
Strikeouts:	1 - vs Stevenson (3/2/2019)
	1 - vs Wilkes (3/9/2019)
	1 - at Lynchburg (3/23/2019)
Runners LOB:	1 - vs Stevenson (3/2/2019)
	1 - vs Randolph (4/14/2019)
Fielding	
Putouts:	1 - vs Wilkes (3/9/2019)
Assists:	1 - vs Greensboro (3/17/2019)
Errors:	1 - vs Wilkes (3/9/2019)
Pitching	

Career Highs

Struck out: 1, Stevenson, 3/2/2019; at Lynchburg, 3/23/2019; Wilkes, 3/9/2019
 At bats: 1, 4 times
 Field chances: 2, Wilkes, 3/9/2019
 Putouts: 1, Wilkes, 3/9/2019
 Assists: 1, Greensboro, 3/17/2019

Career Summary

Year	avg	gp-gs	ab	r	h	2b	3b	hr	rbi	tb	slg%	bb	hbp	so	gdp	ob%	sf	sh	sb-att	po	a	e	fld%
2019	.000	5-0	4	0	0	0	0	0	0	0	.000	0	0	3	0	.000	0	0	0-0	1	1	1	.667
TOTAL	.000	5-0	4	0	0	0	0	0	0	0	.000	0	0	3	0	.000	0	0	0-0	1	1	1	.667



Junior | Infield | 5-7 | R/R
Midlothian, Va. | Clover Hill

Sam
SCIFRES

18

As a Sophomore (2018)

- Not Rostered

As a Freshman (2017)

- Appeared in 25 games
- Collected 14 hits and 9 RBIs in 52 at bats for a batting average of .269
- Tallied a fielding percentage of .973, making just one error and 19 putouts

High School

- Attended Clover Hill High School
- Lettered all four years in softball
- Helped her team to a Conference Championship in 2015
- Earned 1st Team All-Conference, All-Region, All-Metro and 2nd Team All-State in 2015
- Daughter to Chantal and Kim
- Favorite athlete is Bryce Harper
- Favorite food in pancakes
- Favorite book is Divergent

2019 Game-By-Game

Date	Opponent	Pos	AB	R	H	RBI	2B	3B	HR	BB	SB	CS	HBP	SAC	SF	GDP	K	PO	A	E	Avg
2/28/2019	at Mary Washington	*1b	3	1	0	0	0	0	0	0	0	0	0	0	0	0	0	4	0	1	.000
3/2/2019	STEVENSON-1	*1b	2	0	0	0	0	0	0	0	0	0	0	0	0	0	0	6	0	0	.000
3/2/2019	STEVENSON-2	ss	0	0	0	0	0	0	0	0	0	0	0	0	0	0	0	1	0	1	.000
3/3/2019	GETTYSBURG-2	*1b	3	0	2	1	0	0	0	0	0	0	0	0	0	0	0	6	0	0	.250
3/8/2019	ROWAN-1	*1b	1	0	0	0	0	0	0	1	0	0	0	0	0	0	0	4	0	0	.222
3/9/2019	WILKES-1	*1b/ss	2	1	1	0	0	0	0	0	0	0	0	0	0	0	0	6	1	0	.273
3/9/2019	WILKES-2	*1b	1	2	1	1	1	0	0	1	0	0	0	0	0	0	0	0	0	0	.533
3/11/2019	RHODE ISLAND COL.-	*1b	2	0	1	1	1	0	0	0	0	0	0	0	0	0	0	1	1	0	.357
3/11/2019	RHODE ISLAND COL.-	*1b	2	1	0	0	0	0	0	0	0	0	0	0	0	0	0	2	1	0	.312
3/17/2019	GREENSBORO-1	*1b	1	0	0	0	0	0	0	0	0	0	0	0	0	0	1	4	0	0	.294
3/17/2019	GREENSBORO-2	ph	1	0	0	0	0	0	0	0	0	0	0	0	0	0	0	1	0	0	.273
3/20/2019	VA. WESLEYAN-1	*1b	3	0	0	0	0	0	0	0	0	0	0	0	0	0	3	11	0	0	.238
Mar 23	at Lynchburg-1	*1b	2	0	0	0	0	0	0	0	0	0	0	0	0	0	0	6	0	0	.217
3/26/2019	EAST. MENNONITE-1	*1b	3	1	2	0	1	0	0	0	0	0	0	0	0	0	0	7	1	0	.269
3/26/2019	EAST. MENNONITE-2	*1b	4	0	0	0	0	0	0	0	0	0	0	0	0	0	1	4	0	0	.233
Mar 30	at Guilford-1	*1b	4	1	2	1	1	0	0	0	0	0	0	0	0	0	0	4	1	0	.265
Mar 30	at Guilford-2	*1b	3	1	1	0	0	0	0	0	0	0	0	1	0	0	0	5	0	0	.270
3/31/2019	at Emory & Henry-1	*1b	2	0	0	0	0	0	0	0	0	0	0	0	0	0	2	2	1	0	.256
3/31/2019	at Emory & Henry-2	*1b	4	1	1	1	0	0	0	0	0	0	0	0	0	0	2	2	0	0	.256
4/3/2019	CHRIS. NEWPORT-1	*1b	3	0	0	0	0	0	0	0	0	0	0	0	0	0	0	6	0	0	.239
4/3/2019	CHRIS. NEWPORT-2	*1b/pr	2	0	0	0	0	0	0	0	0	0	0	0	0	0	0	3	0	0	.229
Apr 6	at Shenandoah Hornet	*1b	3	0	0	0	0	0	0	0	0	0	0	0	0	0	0	3	1	0	.216
Apr 6	at Shenandoah Hornet	*1b	3	0	0	0	0	0	0	0	0	0	0	0	0	0	0	4	2	0	.204
Apr 09	at Bridgewater-1	*1b	3	0	1	0	0	0	0	0	0	0	0	0	0	0	0	4	1	0	.211
Apr 09	at Bridgewater-2	*1b	3	0	0	0	0	0	0	0	0	0	0	0	0	0	0	8	0	0	.200
4/14/2019	RANDOLPH-1	*1b	0	0	0	0	0	0	0	0	0	0	0	0	0	0	0	4	0	0	.200
4/14/2019	RANDOLPH-2	*1b	2	0	0	0	0	0	0	0	0	0	0	0	0	0	0	4	0	0	.194
4/17/2019	at Ferrum-1	*1b/pr	0	1	0	0	0	0	0	0	0	1	0	0	0	0	0	2	0	0	.194
4/17/2019	at Ferrum-2	*1b	2	0	0	0	0	0	0	0	0	0	0	0	0	0	0	4	0	0	.188
4/20/2019	ROANOKE-1	*1b	0	0	0	0	0	0	0	0	0	0	0	0	0	0	0	4	0	0	.188
4/20/2019	ROANOKE-2	*1b	2	0	0	0	0	0	0	0	1	0	0	0	0	0	0	1	0	0	.182
4/26/2019	vs Bridgewater	*1b/pr	2	0	0	0	0	0	0	0	0	0	0	0	0	0	0	1	0	0	.176
4/27/2019	vs Va. Wesleyan	ph/1b	1	0	0	0	0	0	0	0	0	0	0	0	0	0	0	1	1	0	.174
4/27/2019	vs Lynchburg	*1b	0	0	0	0	0	0	0	0	0	0	0	0	0	0	0	11	1	0	.174
4/28/2019	vs Va. Wesleyan	*1b	1	0	0	0	0	0	0	0	0	0	0	0	0	0	1	6	0	0	.171
4/29/2019	vs Va. Wesleyan	*1b	1	0	0	0	0	0	0	0	0	0	0	0	0	0	1	6	1	0	.169
May 10	vs Arcadia	*1b	0	0	0	0	0	0	0	0	0	0	0	0	0	0	0	1	0	0	.169
May 11	vs Mt. Aloysius	*1b/pr	0	1	0	0	0	0	0	0	0	0	0	0	0	0	0	6	0	0	.169
May 17	at Chris. Newport	*1b	0	0	0	0	0	0	0	0	0	0	0	0	0	0	0	6	0	1	.169
May 18	at Chris. Newport	*1b	0	0	0	0	0	0	0	0	0	0	0	0	0	0	0	2	0	0	.169
May 18	at Chris. Newport	*1b	0	0	0	0	0	0	0	0	0	0	0	0	0	0	0	5	0	0	.169
Totals		38gs	71	12	12	4	4	0	0	3	1	0	0	3	0	0	11	168	12	3	.169

On base pct. .203 • Slugging pct. .225

2019 Season Highs

		Batting		
At bats:	4	-	vs East. Mennonite (3/26/2019)	
	4	-	at Guilford (Mar 30, 2019)	
	4	-	at Emory & Henry (3/31/2019)	
Runs scored:	2	-	vs Wilkes (3/9/2019)	
Hits:	2	-	vs Gettysburg (3/3/2019)	
	2	-	vs East. Mennonite (3/26/2019)	
	2	-	at Guilford (Mar 30, 2019)	
RBIs:	1	-	vs Gettysburg (3/3/2019)	
	1	-	vs Wilkes (3/9/2019)	
	1	-	vs Rhode Island Col. (3/11/2019)	
	1	-	at Guilford (Mar 30, 2019)	
Doubles:	1	-	vs Wilkes (3/9/2019)	
	1	-	vs East. Mennonite (3/26/2019)	
	1	-	at Guilford (Mar 30, 2019)	
Total bases:	3	-	vs East. Mennonite (3/26/2019)	
	3	-	at Guilford (Mar 30, 2019)	
Walks:	1	-	vs Rowan (3/8/2019)	
	1	-	vs Wilkes (3/9/2019)	
	1	-	vs Roanoke (4/20/2019)	
Strikeouts:	3	-	vs Va. Wesleyan (3/20/2019)	
Sac hits:	1	-	vs Greensboro (3/17/2019)	
	1	-	at Guilford (Mar 30, 2019)	
Stolen bases:	1	-	vs Va. Wesleyan (4/29/2019 at Salem, Va.)	
Runners LOB:	5	-	vs East. Mennonite (3/26/2019)	
	5	-	vs Roanoke (4/20/2019)	
		Fielding		
Putouts:	11	-	vs Va. Wesleyan (3/20/2019)	
	11	-	vs Lynchburg (4/27/2019 at Salem, Va.)	
Assists:	2	-	vs Randolph (4/14/2019)	
Errors:	1	-	at Mary Washington (2/28/2019)	
	1	-	vs Stevenson (3/2/2019)	
	1	-	at Chris. Newport (May 17, 2019)	

Career Highs

Hits: 2, East. Mennonite, 3/26/2019; Gettysburg, 3/3/2019; at Guilford, Mar 30, 2019
 Doubles: 1 [t-3rd], 4 times
 Total bases: 3, East. Mennonite, 3/26/2019; at Guilford, Mar 30, 2019
 RBI: 1, 4 times
 Runs scored: 2 [t-7th], Wilkes, 3/9/2019
 Walks: 1 [t-9th], Rowan, 3/8/2019; Wilkes, 3/9/2019; Roanoke, 4/20/2019
 Struck out: 3 [t-1st], Va. Wesleyan, 3/20/2019
 Sac bunts: 1 [t-3rd], Greensboro, 3/17/2019; vs Va. Wesleyan, 4/29/2019; at Guilford, Mar 30, 2019
 At bats: 4 [t-2nd], East. Mennonite, 3/26/2019; at Emory & Henry, 3/31/2019; at Guilford, Mar 30, 2019
 Stolen bases: 1, at Ferrum, 4/17/2019
 Field chances: 12 [t-3rd], vs Lynchburg, 4/27/2019
 Putouts: 11 [t-3rd], Va. Wesleyan, 3/20/2019; vs Lynchburg, 4/27/2019
 Assists: 2, Randolph, 4/14/2019

Career Summary

Year	avg	gp-gs	ab	r	h	2b	3b	hr	rbi	tb	slg%	bb	hbp	so	gdp	ob%	sf	sh	sb-att	po	a	e	fld%
2017	.269	25-14	52	8	14	1	0	0	9	15	.288	5	0	8	1	.333	0	1	0-0	19	17	1	.973
2019	.169	41-38	71	12	12	4	0	0	4	16	.225	3	0	11	0	.203	0	3	1-1	168	12	3	.984
TOTAL	.211	66-52	123	20	26	5	0	0	13	31	.252	8	0	19	1	.260	0	4	1-1	187	29	4	.982



Senior | Outfield | 5-1 | S/R
Yorktown, Va. | Grafton

Kerstin ROTH

20

As a senior (2019)

- All-ODAC Tournament Team
- All-ODAC Second Team (OF)

As a junior (2018)

- Appeared in 45 games, starting all 45
- Compiled 43 hits in 137 at-bats with a batting average of .314, 28 runs, five doubles, 14 RBIs, 12 walks, an on-base percentage of .364, and 19 stolen bases
- Was the winning run in the first round of the NCAA Regionals against Staten Island (5/11) in a 1-0 victory

As a sophomore (2017)

- Appeared in 41 games
- Compiled 38 hits with 3 doubles, 2 triples, 12 RBI, 27 stolen bases, and 27 runs scored on the season

As a freshman (2016) at Roanoke)

- Played in 26 games for the Maroons and had 10 plate appearances, hitting three times and scoring nine times
- Batted in one run and drew one walk while stealing three bases

Personal

- Attended Grafton High School where she lettered in softball all four years
- Helped her team win the Conference and Regional Championship in 2014 and 2015
- Named to the First Team All-Conference and Second Team All-Region in 2014
- Second Team-All Conference as a senior

2019 Game-By-Game

Date	Opponent	Pos	AB	R	H	RBI	2B	3B	HR	BB	SB	CS	HBP	SAC	SF	GDP	K	PO	A	E	Avg	
2/28/2019	at Mary Washington	*of/of	3	1	1	0	0	0	0	1	1	0	0	0	0	0	0	2	1	0	0	.333
2/28/2019	at Mary Washington	*of	3	1	1	0	0	0	0	1	1	0	0	0	0	0	0	1	1	0	0	.333
3/2/2019	STEVENSON-1	*of	3	2	2	0	0	0	0	0	0	0	0	0	0	0	0	0	2	0	0	.444
3/2/2019	STEVENSON-2	*of	3	2	3	0	0	0	0	0	0	0	0	0	0	0	0	0	2	0	0	.583
3/3/2019	GETTYSBURG-1	*of	4	4	4	0	0	0	0	0	0	0	0	0	0	0	0	0	4	0	0	.500
3/3/2019	GETTYSBURG-2	*of	4	1	0	0	0	0	0	1	1	0	0	0	0	0	0	0	0	0	0	.444
3/8/2019	ROWAN-1	*of	4	0	0	0	0	0	0	2	0	0	0	0	0	0	0	0	1	0	0	.421
3/9/2019	WILKES-1	*of	4	1	3	0	0	0	1	1	1	0	0	0	0	0	0	0	2	0	0	.429
3/9/2019	WILKES-2	*of	4	2	1	0	0	0	0	0	1	0	0	0	0	0	0	0	1	0	0	.435
3/11/2019	RHODE ISLAND COL.-1	*of	4	1	1	0	0	0	0	0	1	3	0	1	0	0	0	0	1	0	0	.417
3/11/2019	RHODE ISLAND COL.-2	*of	3	2	2	0	0	0	0	0	1	0	0	0	0	0	0	1	0	0	0	.444
3/17/2019	GREENSBORO-1	*of	4	0	0	0	0	0	0	0	0	0	0	0	0	0	0	0	0	0	0	.400
3/17/2019	GREENSBORO-2	*of	4	4	4	0	0	0	0	0	0	0	0	0	0	0	0	0	0	1	0	.441
3/20/2019	VA. WESLEYAN-1	*of	3	0	0	0	0	0	0	0	0	0	0	0	0	0	0	0	1	2	0	.432
3/20/2019	VA. WESLEYAN-2	*of	4	2	2	0	0	0	0	0	0	0	0	0	0	0	0	0	0	0	0	.439
Mar 23	at Lynchburg-1	*of	4	0	0	0	0	0	0	0	0	0	0	0	0	0	0	0	3	1	0	.400
3/23/2019	at Lynchburg-2	*of	4	0	0	0	0	0	0	0	0	0	0	0	0	0	0	0	0	1	0	.367
3/26/2019	EAST. MENNONITE-1	*of	3	2	2	1	0	0	0	0	0	0	0	0	0	0	0	0	1	0	0	.385
3/26/2019	EAST. MENNONITE-2	*of/of	2	1	1	0	0	0	0	1	1	0	0	0	0	0	0	3	0	0	0	.389
Mar 30	at Guilford-1	*of	4	1	1	0	0	0	0	0	0	0	0	0	0	0	0	0	0	1	0	.397
Mar 30	at Guilford-2	*of	4	2	3	0	1	0	0	0	0	0	0	0	0	0	0	0	0	1	0	.419
3/31/2019	at Emory & Henry-1	*of	4	0	0	0	0	0	0	0	0	0	0	0	0	0	0	0	1	0	0	.413
3/31/2019	at Emory & Henry-2	*of	4	2	2	1	0	0	0	0	0	0	0	0	0	0	0	0	2	0	0	.418
4/3/2019	CHRIS. NEWPORT-1	*of	3	1	0	0	0	0	0	2	0	0	0	0	0	0	0	0	0	1	0	.412
4/3/2019	CHRIS. NEWPORT-2	*of	4	1	2	0	0	0	0	0	0	0	0	0	0	0	0	0	0	1	0	.417
Apr 6	at Shenandoah Hornet	*of	3	2	1	0	0	0	0	0	1	0	0	0	0	0	0	0	0	1	1	.413
Apr 6	at Shenandoah Hornet	*of	3	3	2	0	0	1	0	2	3	0	0	0	0	0	0	0	2	1	0	.423
Apr 09	at Bridgewater-1	*of	1	1	1	0	0	0	0	1	1	0	0	0	0	0	0	0	0	0	0	.432
Apr 09	at Bridgewater-2	*of	1	1	0	0	0	0	0	0	1	0	0	0	0	0	0	0	0	0	0	.424
4/14/2019	RANDOLPH-1	*of	2	0	1	0	0	0	0	0	2	1	0	0	0	0	0	0	0	0	0	.425
4/14/2019	RANDOLPH-2	*of	2	2	1	1	0	0	0	1	0	0	0	0	0	0	0	0	2	0	0	.427
4/17/2019	at Ferrum-1	*of	4	0	1	0	0	0	0	1	1	0	0	0	0	0	0	0	0	1	0	.419
4/17/2019	at Ferrum-2	*of	3	0	0	0	0	0	0	0	0	0	0	0	0	0	0	0	0	2	1	.406
4/20/2019	ROANOKE-1	*of/of	3	0	0	0	0	0	0	0	0	0	0	0	0	0	0	0	0	3	0	.394
4/20/2019	ROANOKE-2	*of	3	1	1	0	0	0	0	1	2	0	0	0	0	0	0	0	0	2	0	.392
4/26/2019	vs Bridgewater	*of	3	1	0	1	0	0	0	0	0	0	0	0	0	0	0	0	0	1	0	.390
4/27/2019	vs Va. Wesleyan	*of	3	1	0	0	0	0	0	0	0	0	0	0	0	0	0	0	0	2	0	.376
4/27/2019	vs Lynchburg	*of	4	1	1	0	0	0	0	0	0	0	0	0	0	0	0	0	0	0	0	.372
4/28/2019	vs Va. Wesleyan	*of	4	1	0	0	0	0	0	0	0	0	0	0	0	0	0	2	3	0	0	.362
4/29/2019	vs Va. Wesleyan	*of	4	1	0	0	0	0	0	0	0	0	0	0	0	0	0	1	2	0	0	.370
May 10	vs Arcadia	*of	3	0	0	0	0	0	0	0	0	0	0	0	0	0	0	0	0	1	2	.361
May 11	vs Mt. Aloysius	*of	4	1	1	0	0	0	0	0	0	0	0	0	0	0	0	0	0	0	0	.357
May 17	at Chris. Newport	*of	3	0	1	0	0	0	0	0	0	0	0	0	0	0	0	0	0	0	0	.357
May 18	at Chris. Newport	*of	3	2	1	0	0	0	0	1	1	0	0	0	0	0	0	0	0	4	0	.356
May 18	at Chris. Newport	*of	3	0	2	0	0	0	0	0	1	1	0	0	0	0	0	0	0	2	0	.360
Totals			45gs	136	44	49	11	5	3	0	22	32	2	2	2	0	0	12	64	4	0	.360

On base pct. .456 • Slugging pct. .441

Career Highs

- Hits: 3 [t-1st], Greensboro, 3/17/2019; Stevenson, 3/2/2019; at Guilford, Mar 30, 2019
- Doubles: 1 [t-3rd], 4 times
- Triples: 1 [t-1st], Wilkes, 3/9/2019; at Shenandoah Hornets, Apr 6, 2019; vs Mt. Aloysius, May 11, 2019
- Total bases: 4 [t-9th], at Shenandoah Hornets, Apr 6, 2019; at Guilford, Mar 30, 2019
- RBI: 3 [t-2nd], Wilkes, 3/9/2019
- Runs scored: 3 [t-1st], Stevenson, 3/2/2019; Roanoke, 4/20/2019; at Shenandoah Hornets, Apr 6, 2019
- Walks: 2 [t-1st], 4 times
- Hit by pitch: 1 [t-2nd], Rhode Island Col., 3/11/2019; at Guilford, Mar 30, 2019
- Struck out: 2 [t-3rd], at Ferrum, 4/17/2019; vs Va. Wesleyan, 4/28/2019
- Sac bunts: 1 [t-3rd], East. Mennonite, 3/26/2019; at Chris. Newport, May 17, 2019
- At bats: 4 [t-2nd], 14 times
- Stolen bases: 3 [t-1st], Rhode Island Col., 3/11/2019; at Shenandoah Hornets, Apr 6, 2019
- Caught stealing: 1 [t-1st], at Bridgewater, Apr 09, 2019; at Chris. Newport, May 18, 2019
- Field chances: 4, Gettysburg, 3/3/2019; at Lynchburg, Mar 23, 2019; Chris. Newport, May 18, 2019
- Putouts: 4, Gettysburg, 3/3/2019; Chris. Newport, May 18, 2019
- Assists: 1, at Mary Washington, 2/28/2019; at Shenandoah Hornets, Apr 6, 2019; at Lynchburg, Mar 23, 2019

Career Summary

Year	avg	gp-gs	ab	r	h	2b	3b	hr	rbi	tb	slg%	bb	hbp	so	gdp	ob%	sf	sh	sb-att	po	a	e	fld%
2017	.325	41-37	117	27	38	3	2	0	12	45	.385	14	1	16	0	.398	1	3	27-29	38	1	1	.975
2018	.314	45-45	137	28	43	5	0	0	14	48	.350	12	0	21	0	.364	2	5	19-22	47	4	1	.981
2019	.360	45-45	136	44	49	5	3	0	11	60	.441	22	2	12	0	.456	0	2	32-34	64	4	0	1.000
TOTAL	.333	131-127	390	99	130	13	5	0	37	153	.392	48	3	49	0	.408	3	10	78-85	149	9	2	.988

2019 Season Highs

Batting																																										
At bats:	4	-	vs Gettysburg (3/3/2019)	4	-	vs Greensboro (3/17/2019)	4	-	vs Va. Wesleyan (3/20/2019)	4	-	at Lynchburg (Mar 23, 2019)	4	-	at Lynchburg (3/23/2019)	4	-	at Guilford (Mar 30, 2019)	4	-	at Guilford (Mar 30, 2019)	4	-	at Emory & Henry (3/31/2019)	4	-	vs Chris. Newport (4/3/2019)	4	-	at Bridgewater (Apr 09, 2019)	4	-	vs Va. Wesleyan (4/27/2019 at Salem, Va.)	4	-	vs Lynchburg (4/27/2019 at Salem, Va.)	4	-	vs Mt. Aloysius (May 11, 2019 at Ewing, NJ)	4	-	at Chris. Newport (May 18, 2019)
Runs scored:	3	-	vs Stevenson (3/2/2019)	3	-																																					



Sophomore | Pitcher | 5-9 | R/R
Portsmouth, Va. | Nansemond River

Madie
RHOADS

21

As a sophomore (2019)

- Fastpitch News Preseason All-American

As a freshman (2018)

- Led Division III with a 0.80 ERA
ODAC Rookie of the Year
NFCA Atlantic All-Region Second Team
VaSID All-State First Team
All-ODAC Second Team
First in the conference and 30th in the country with a 5.88 strikeout-to-walk ratio
Six Shutouts
13-3 Record -- with an undefeated record in the regular season
3.48 hits/7 Innings (4th best in the nation)
2x ODAC Pitcher of the Week
Led team with 9.83 strikeouts/7 Innings (9th in country/2nd in ODAC)

Personal

- Helped the Warriors earn four conference championships, a regional championship, a regional runner-up and a state semi-finals appearance
Named second team All-State, first team All-Region, first team All-Conference and was twice named to the All-Conference second team
Graduated with Honors.
Daughter of Tracey and Garrick
favorite book is The Fault in Our Stars
favorite movie is 50 First Dates
favorite food is Mac & Cheese

2019 Game-By-Game

Table with 21 columns: Date, Opponent, Pos, AB, R, H, RBI, 2B, 3B, HR, BB, SB, CS, HBP, SAC, SF, GDP, K, PO, A, E, Avg. Includes game logs for Gettysburg, Wesleyan, Lynchburg, Emory & Henry, Randolph, and Roanoke.

On base pct. .000 • Slugging pct. .000

#21 Madie Rhoads - 17 appearances (All games)

Table with 19 columns: Date, Opponent, GS, IP, H, R, ER, BB, SO, 2B, 3B, HR, WP, BK, HBP, IBB, Score, W-L, Sv, ERA, NP. Summary of 17 appearances.

2019 Season Highs

- Batting
At bats: 2 - at Emory & Henry (3/31/2019)
Strikeouts: 2 - at Emory & Henry (3/31/2019)
Runners LOB: 1 - at Emory & Henry (3/31/2019)
Fielding
Putouts: 1 - vs Gettysburg (3/3/2019)
Assists: 2 - vs Va. Wesleyan (3/20/2019)
Pitching
Innings pitched: 7.0 - vs Gettysburg (3/3/2019)
Runs allowed: 8 - at Emory & Henry (3/31/2019)
Earned runs: 8 - vs Chris. Newport (4/3/2019)
Strikeouts: 9 - vs Rhode Island Col. (3/11/2019)
Wild pitches: 2 - vs Roanoke (4/20/2019)

Career Highs

Struck out: 2 [t-3rd], at Emory & Henry, 3/31/2019
At bats: 2, at Emory & Henry, 3/31/2019
Innings pitched: 7.0 [t-3rd], 5 times
Walks allowed: 6 [t-1st], Rhode Island Col., 3/11/2019
Strikeouts: 9 [t-5th], Rhode Island Col., 3/11/2019
Batters faced: 38 [t-1st], Chris. Newport, 4/3/2019
Field chances: 3, Va. Wesleyan, 3/20/2019
Putouts: 1, Va. Wesleyan, 3/20/2019; Gettysburg, 3/3/2019; Roanoke, 4/20/2019
Assists: 2, Va. Wesleyan, 3/20/2019
Runners CS: 2 [t-1st], Rhode Island Col., 3/11/2019

Career Summary

Table with 28 columns: Year, avg, gp-gs, ab, r, h, 2b, 3b, hr, rbi, tb, slg%, bb, hbp, so, gdp, ob%, sf, sh, sb-att, po, a, e, fld%. Includes rows for 2018, 2019, and TOTAL.



Freshman | Outfield | 5-4 | R/R
Midlothian, Va. | James River

Skylar
ACKERSON

22

High School

- Attended James River High School
- Lettered all four years in softball
- Selected for 1st Team All Conference and 1st Team All-State
- Regional Semifinal Runner-Up in 2017
- Members of the National Honors Society and Beta Club
- Daughter to Angelique and Roosevelt
- Favorite movie is Remember the Titans
- Favorite food is hot wings
- Favorite athlete is Serena Williams

2019 Game-By-Game

Date	Opponent	Pos	AB	R	H	RBI	2B	3B	HR	BB	SB	CS	HBP	SAC	SF	GDP	K	PO	A	E	Avg	
2/28/2019	at Mary Washington	pr	0	1	0	0	0	0	0	0	0	0	0	0	0	0	0	0	0	0	0	.000
2/28/2019	at Mary Washington	pr	0	0	0	0	0	0	0	0	0	0	0	0	0	0	0	0	0	0	0	.000
3/2/2019	STEVENSON-2	of	1	0	0	0	0	0	0	0	0	0	0	0	0	0	0	0	0	0	0	.000
3/3/2019	GETTYSBURG-2	pr	0	0	0	0	0	0	0	0	0	0	0	0	0	0	0	0	0	0	0	.000
Totals		ogs	1	1	0	0	0	0	0	0	0	0	0	0	0	0	0	0	0	0	0	.000

On base pct. .000 • Slugging pct. .000

2019 Season Highs

Batting		
At bats:	1	- vs Stevenson (3/2/2019)
Runs scored:	1	- at Mary Washington (2/28/2019)
Caught stealing:	1	- at Mary Washington (2/28/2019)
Runners LOB:	1	- vs Stevenson (3/2/2019)

Fielding

Pitching

Career Highs

Runs scored: 1, at Mary Washington, 2/28/2019
At bats: 1, Stevenson, 3/2/2019
Caught stealing: 1 [t-1st], at Mary Washington, 2/28/2019

Career Summary

Year	avg	gp-gs	ab	r	h	2b	3b	hr	rbi	tb	slg%	bb	hbp	so	gdp	ob%	sf	sh	sb-att	po	a	e	fld%
2019	.000	4-0	1	1	0	0	0	0	0	0	.000	0	0	0	0	.000	0	0	0-1	0	0	0	.000
TOTAL	.000	4-0	1	1	0	0	0	0	0	0	.000	0	0	0	0	.000	0	0	0-1	0	0	0	.000



Junior | Outfield | 5-7 | R/R
Mechanicsville, Va. | St. Margaret's

Shelby HILL

23

As a sophomore (2019)

- Fastpitch News Preseason All-American

As a freshman (2018)

- Led Division III with a 0.80 ERA
ODAC Rookie of the Year
NFCA Atlantic All-Region Second Team
VaSID All-State First Team
All-ODAC Second Team
First in the conference and 30th in the country with a 5.88 strikeout-to-walk ratio
Six Shutouts
13-3 Record -- with an undefeated record in the regular season
3.48 hits/7 Innings (4th best in the nation)
2x ODAC Pitcher of the Week
Led team with 9.83 strikeouts/7 Innings (9th in country/2nd in ODAC)

Personal

- Helped the Warriors earn four conference championships, a regional championship, a regional runner-up and a state semi-finals appearance
Named second team All-State, first team All-Region, first team All-Conference and was twice named to the All-Conference second team
Graduated with Honors.
Daughter of Tracey and Garrick
favorite book is The Fault in Our Stars
favorite movie is 50 First Dates
favorite food is Mac & Cheese

2019 Game-By-Game

Table with columns: Date, Opponent, Pos, AB, R, H, RBI, 2B, 3B, HR, BB, SB, CS, HBP, SAC, SF, GDP, K, PO, A, E, Avg. Lists game-by-game performance for the 2019 season.

On base pct. .327 • Slugging pct. .380

2019 Season Highs

Table listing season highs for various stats: Batting, Runs scored, Hits, RBIs, Doubles, Triples, Home runs, Total bases, Walks, Strikeouts, Stolen bases, Hit by pitch, Caught stealing, Runners LOB.

Career Highs

- Hits: 2, 5 times
Doubles: 1 [t-3rd], 4 times
Triples: 1 [t-1st], at Bridgewater, Apr 09, 2019
Home runs: 1 [t-1st], at Emory & Henry, 3/31/2019; Randolph, 4/14/2019
Total bases: 6 [t-1st], at Emory & Henry, 3/31/2019
RBI: 3 [t-2nd], at Emory & Henry, 3/31/2019; Chris. Newport, 4/3/2019
Runs scored: 2 [t-7th], at Mary Washington, 2/28/2019
Walks: 1 [t-9th], 9 times
Hit by pitch: 1 [t-2nd], at Mary Washington, 2/28/2019
Struck out: 1, 12 times
Sac bunts: 1 [t-3rd], 6 times
At bats: 4 [t-2nd], 6 times
Stolen bases: 1, 5 times
Caught stealing: 1 [t-1st], vs Arcadia, May 10, 2019
Field chances: 5, Chris. Newport, May 18, 2019
Putouts: 4, at Guilford, Mar 30, 2019; at Chris. Newport, May 17, 2019; Chris. Newport, May 18, 2019
Assists: 1, at Emory & Henry, 3/31/2019; Chris. Newport, May 18, 2019

Career Summary

Summary table with columns: Year, avg, gp-gs, ab, r, h, 2b, 3b, hr, rbi, tb, slq%, bb, hbp, so, gdp, ob%, sf, sh, sb-att, po, a, e, fld%. Shows performance for 2017, 2018, 2019, and TOTAL.



Senior | Outfield | 5-3 | R/R
Quinton, Va. | New Kent

Brittany
LaPRADE

25

As a Junior (2018):

- LaPrade appeared in 38 games for R-MC starting 26 of them
- Finished the season with a .237 batting average and drove in 15 runs on 19 hits
- Stole two bases on the season and had three doubles

As a freshman (2016 at Christopher Newport)

- Played in 21 games
- Scored ten runs in ten at-bats, hitting twice and scoring two RBIs

Personal

- Earned second team All-District honors during her sophomore year
- Earned All-Conference and All-Region honors junior and senior years
- Also played Field Hockey and Basketball
- Daughter of Amy and Brian
- Favorite sports team is the Dallas Cowboys
- Favorite food is deer meat
- Favorite vacation spot is Hatteras, N.C

2019 Game-By-Game

Date	Opponent	Pos	AB	R	H	RBI	2B	3B	HR	BB	SB	CS	HBP	SAC	SF	GDP	K	PO	A	E	Avg
2/28/2019	at Mary Washington	*of	3	0	1	0	0	0	0	0	0	0	0	0	0	0	0	1	0	1	.333
2/28/2019	at Mary Washington	ph	0	0	0	0	0	0	0	1	0	0	0	0	0	0	0	0	0	0	.333
3/2/2019	STEVENSON-2	of	1	0	1	0	0	0	0	0	0	0	0	0	0	0	0	0	0	0	.500
3/3/2019	GETTYSBURG-1	ph	1	0	1	0	0	0	0	0	0	0	0	0	0	0	0	0	0	0	.600
3/3/2019	GETTYSBURG-2	ph	1	0	0	0	0	0	0	0	0	0	0	0	0	0	0	0	0	0	.500
3/8/2019	ROWAN-1	*dh	1	0	0	0	0	0	0	0	0	0	0	1	0	0	0	0	0	0	.429
3/9/2019	WILKES-1	ph	1	0	0	0	0	0	0	0	0	0	0	0	0	0	0	0	0	0	.375
3/9/2019	WILKES-2	pr/dh	0	0	0	0	0	0	0	0	0	0	0	0	0	0	0	0	0	0	.375
3/11/2019	RHODE ISLAND COL.-	of	1	0	0	0	0	0	0	0	0	0	0	0	0	0	0	0	0	0	.333
3/11/2019	RHODE ISLAND COL.-	of	1	0	1	0	0	0	0	0	0	0	0	0	0	0	0	0	0	0	.400
3/17/2019	GREENSBORO-1	of	0	0	0	0	0	0	0	0	0	0	0	0	0	0	0	0	0	0	.400
3/17/2019	GREENSBORO-2	ph	1	0	0	0	0	0	0	0	0	0	0	0	0	0	0	0	0	0	.364
3/20/2019	VA. WESLEYAN-2	ph	1	0	0	0	0	0	0	0	0	0	0	0	0	0	0	0	0	0	.333
Mar 23	at Lynchburg-1	ph	0	0	0	0	0	0	0	0	0	0	0	0	0	0	0	0	0	0	.333
3/23/2019	at Lynchburg-2	*of	3	0	2	1	0	0	0	0	0	0	0	0	0	0	0	0	0	0	.400
3/26/2019	EAST. MENNONITE-1	ph	0	0	0	0	0	0	0	1	0	0	0	0	0	0	0	0	0	0	.400
3/26/2019	EAST. MENNONITE-2	*of	3	0	2	0	0	0	0	1	0	0	0	0	0	0	0	0	0	0	.444
Mar 30	at Guilford-1	*dh	4	1	2	2	0	0	1	0	0	0	0	0	1	0	0	0	0	0	.455
Mar 30	at Guilford-2	*of	3	1	1	1	0	0	0	2	0	0	0	0	0	0	0	0	0	1	.440
3/31/2019	at Emory & Henry-1	*dh	1	1	1	0	0	0	0	1	0	0	0	1	0	0	0	0	0	0	.462
3/31/2019	at Emory & Henry-2	*of	4	1	2	1	0	0	1	0	0	0	0	0	0	0	1	0	1	0	.467
4/3/2019	CHRIS. NEWPORT-1	*dh	3	0	1	0	0	0	0	0	0	0	0	0	0	0	0	0	0	0	.455
4/3/2019	CHRIS. NEWPORT-2	ph	0	0	0	0	0	0	0	1	0	0	0	0	0	0	0	0	0	0	.455
Apr 6	at Shenandoah Hornet	*dh	4	1	3	3	1	0	0	0	0	0	0	0	0	0	0	0	0	0	.488
Apr 6	at Shenandoah Hornet	*dh	2	1	1	2	0	1	0	1	0	0	0	0	1	0	0	0	0	0	.487
Apr 09	at Bridgewater-1	*ph	3	0	0	0	0	0	0	1	0	0	0	0	0	0	0	0	0	0	.452
Apr 09	at Bridgewater-2	*ph	4	0	3	2	2	0	0	0	0	0	0	0	0	0	0	0	0	0	.478
4/14/2019	RANDOLPH-1	*dh/ph	4	0	3	1	1	0	0	0	0	0	0	0	0	0	0	0	0	0	.500
4/14/2019	RANDOLPH-2	*of	3	0	1	0	1	0	0	0	0	0	0	0	0	0	1	1	0	0	.491
4/17/2019	at Ferrum-1	*of	4	0	3	1	1	0	0	0	0	0	0	0	0	0	0	0	0	0	.509
4/17/2019	at Ferrum-2	*of	3	0	2	0	1	0	0	0	0	0	0	0	0	0	0	0	0	0	.517
4/20/2019	ROANOKE-1	*of	3	0	1	2	0	0	0	0	0	0	0	0	0	0	0	1	0	0	.508
4/20/2019	ROANOKE-2	*of	3	0	0	0	0	0	0	0	1	0	0	0	0	0	0	0	0	0	.485
4/26/2019	vs Bridgewater	*dh	3	0	0	0	0	0	1	0	0	0	0	0	0	0	0	0	0	0	.471
4/27/2019	vs Va. Wesleyan	*dh/ph	3	0	1	0	0	0	0	0	0	0	0	0	0	0	1	0	0	0	.465
4/27/2019	vs Lynchburg	*dh	3	1	0	0	0	0	0	1	0	0	0	0	0	0	0	0	0	0	.446
4/28/2019	vs Va. Wesleyan	*dh	3	0	0	0	0	0	0	0	0	0	0	0	0	0	0	0	0	0	.429
4/29/2019	vs Va. Wesleyan	*of	2	0	0	0	0	0	0	0	0	0	0	1	0	0	0	0	0	0	.418
May 10	vs Arcadia	*of	3	0	1	0	0	0	0	0	0	0	0	0	0	0	0	0	0	0	.415
May 11	vs Mt. Aloysius	*of	4	0	1	0	0	0	0	0	0	0	0	0	0	0	0	0	0	0	.407
May 17	at Chris. Newport	*of	3	0	1	1	1	0	0	0	0	0	0	0	0	0	1	1	0	0	.404
May 18	at Chris. Newport	*of	3	0	0	0	0	0	0	1	0	0	0	0	0	0	0	0	0	0	.391
May 18	at Chris. Newport	*dh	1	2	0	1	0	0	0	0	0	0	0	0	0	0	0	0	0	0	.400
Totals			29gs	95	8	36	18	9	1	2	12	0	0	3	2	1	1	5	8	1	.400

2019 Season Highs

		Batting	
		Avg	1 - at Guilford (Mar 30, 2019)
		At bats:	4 - at Emory & Henry (3/31/2019)
			4 - at Shenandoah Hornets (Apr 6, 2019)
			4 - at Bridgewater (Apr 09, 2019)
			4 - vs Randolph (4/14/2019)
			4 - at Ferrum (4/17/2019)
			4 - vs Mt. Aloysius (May 11, 2019 at Ewing, NJ)
		Runs scored:	1 - at Guilford (Mar 30, 2019)
			1 - at Guilford (Mar 30, 2019)
			1 - at Emory & Henry (3/31/2019)
			1 - at Emory & Henry (3/31/2019)
			1 - at Shenandoah Hornets (Apr 6, 2019)
			1 - at Shenandoah Hornets (Apr 6, 2019)
			1 - vs Lynchburg (4/27/2019 at Salem, Va.)
			1 - at Chris. Newport (May 18, 2019)
		Hits:	3 - at Shenandoah Hornets (Apr 6, 2019)
			3 - at Bridgewater (Apr 09, 2019)
			3 - vs Randolph (4/14/2019)
			3 - at Ferrum (4/17/2019)
			3 - at Shenandoah Hornets (Apr 6, 2019)
		Doubles:	2 - at Bridgewater (Apr 09, 2019)
		Triples:	1 - at Shenandoah Hornets (Apr 6, 2019)
		Home runs:	1 - at Guilford (Mar 30, 2019)
		Total bases:	5 - at Emory & Henry (3/31/2019)
			5 - at Emory & Henry (3/31/2019)
			5 - at Bridgewater (Apr 09, 2019)
		Walks:	2 - at Guilford (Mar 30, 2019)
		Strikeouts:	1 - at Emory & Henry (3/31/2019)
			1 - vs Randolph (4/14/2019)
			1 - vs Va. Wesleyan (4/27/2019 at Salem, Va.)
			1 - vs Lynchburg (4/27/2019 at Salem, Va.)
			1 - at Chris. Newport (May 17, 2019)
		Sac hits:	1 - vs Rowan (3/8/2019)
			1 - vs Va. Wesleyan (4/29/2019 at Salem, Va.)
		Sac flies:	1 - at Shenandoah Hornets (Apr 6, 2019)
		Hit by pitch:	1 - at Emory & Henry (3/31/2019)
			1 - vs Roanoke (4/20/2019)
		Runners LOB:	1 - vs Chris. Newport (May 18, 2019)
			2 - at Chris. Newport (May 17, 2019)
			2 - vs Chris. Newport (May 18, 2019)
		Fielding	
		Putouts:	4 - vs Va. Wesleyan (4/29/2019 at Salem, Va.)
		Assists:	1 - at Emory & Henry (3/31/2019)
		Errors:	1 - at Mary Washington (2/28/2019)
			1 - at Guilford (Mar 30, 2019)
		Pitching	
		Randolph-Macon College Softball Season Game Highs for Casey Abernethy (as of May 20, 2019) (All games)	
		Batting	
		At bats:	2 - vs Randolph (4/14/2019)
		Runs scored:	1 - vs Gettysburg (3/3/2019)
			1 - vs Greensboro (3/17/2019)
			1 - vs Randolph (4/14/2019)
			1 - vs Roanoke (4/20/2019)

Career Highs

- Hits: 3 [t-1st], 4 times
- Doubles: 2 [t-1st], at Bridgewater, Apr 09, 2019
- Triples: 1 [t-1st], at Shenandoah Hornets, Apr 6, 2019
- Home runs: 1 [t-1st], at Emory & Henry, 3/31/2019; at Guilford, Mar 30, 2019
- Total bases: 5 [t-4th], at Emory & Henry, 3/31/2019; at Bridgewater, Apr 09, 2019; at Guilford, Mar 30, 2019
- RBI: 3 [t-2nd], at Shenandoah Hornets, Apr 6, 2019
- Runs scored: 1, 5 times
- Walks: 2 [t-1st], at Guilford, Mar 30, 2019
- Hit by pitch: 1 [t-2nd], at Emory & Henry, 3/31/2019; Roanoke, 4/20/2019; Chris. Newport, May 18, 2019
- Struck out: 1, 5 times
- Sac flies: 1 [t-1st], at Shenandoah Hornets, Apr 6, 2019
- Sac bunts: 1 [t-3rd], Rowan, 3/8/2019; vs Va. Wesleyan, 4/29/2019
- At bats: 4 [t-2nd], 7 times
- Field chances: 4, vs Va. Wesleyan, 4/29/2019
- Putouts: 4, vs Va. Wesleyan, 4/29/2019
- Assists: 1, at Emory & Henry, 3/31/2019

Career Summary

Year	avg	gp-gs	ab	r	h	2b	3b	hr	rbi	tb	slg%	bb	hbp	so	gdp	ob%	sf	sh	sb-att	po	a	e	fld%
2018	.238	38-26	80	6	19	3	0	0	15	22	.275	2	1	12	1	.259	2	5	2-3	5	0	2	.714
2019	.400	43-29	95	8	38	9	1	2	18	55	.579	12	3	5	1	.477	1	2	0-0	8	1	2	.818
TOTAL	.326	81-55	175	14	57	12	1	2	33	77	.440	14	4	17	2	.383	3	7	2-3	13	1	4	.778



Freshman | Infield | 5-7 | R/R
Northumberland, Va. | Northumberland

Hannah
STOUT

26

High School

- Earned All-Region First Team and All-State Second Team selections as a senior
- Team Captain as a senior
- Played in Stats All-Stars Game
- Member of Beta Club and is a Future Business Leader

Personal

- Daughter of Joe and Kay
- Favorite food is Sushi
- Favorite TV Show is Friends
- Favorite sports team is the Dallas Cowboys

2019 Game-By-Game

Date	Opponent	Pos	AB	R	H	RBI	2B	3B	HR	BB	SB	CS	HBP	SAC	SF	GDP	K	PO	A	E	Avg
3/2/2019	STEVENSON-1	ph	1	0	0	0	0	0	0	0	0	0	0	0	0	0	1	0	0	0	.000
3/2/2019	STEVENSON-2	ph	1	0	0	0	0	0	0	0	0	0	0	0	0	0	0	0	0	0	.000
3/9/2019	WILKES-1	ph	1	0	0	0	0	0	0	0	0	0	0	0	0	0	0	0	0	0	.000
3/9/2019	WILKES-2	3b	1	0	1	0	0	0	0	0	0	0	0	0	0	0	0	1	0	0	.250
3/17/2019	GREENSBORO-1	3b	0	0	0	0	0	0	0	0	0	0	0	0	0	0	0	0	0	0	.250
3/17/2019	GREENSBORO-2	3b	1	0	0	0	0	0	0	0	0	0	0	0	0	0	0	0	0	0	.200
Totals		ogs	5	0	1	0	0	0	0	0	0	0	0	0	0	0	1	1	0	0	.200

On base pct. .200 • Slugging pct. .200

2019 Season Highs

		Batting	
At bats:	1	-	vs Stevenson (3/2/2019)
	1	-	vs Stevenson (3/2/2019)
	1	-	vs Wilkes (3/9/2019)
	1	-	vs Wilkes (3/9/2019)
	1	-	vs Greensboro (3/17/2019)
Hits:	1	-	vs Wilkes (3/9/2019)
Total bases:	1	-	vs Wilkes (3/9/2019)
Strikeouts:	1	-	vs Stevenson (3/2/2019)
Runners LOB:	1	-	vs Greensboro (3/17/2019)
		Fielding	
Putouts:	1	-	vs Wilkes (3/9/2019)
		Pitching	


Career Highs

Hits: 1, Wilkes, 3/9/2019
 Total bases: 1, Wilkes, 3/9/2019
 Struck out: 1, Stevenson, 3/2/2019
 At bats: 1, Greensboro, 3/17/2019; Stevenson, 3/2/2019; Wilkes, 3/9/2019
 Field chances: 1, Wilkes, 3/9/2019
 Putouts: 1, Wilkes, 3/9/2019

Career Summary

Year	avg	gp-gs	ab	r	h	2b	3b	hr	rbi	tb	slg%	bb	hbp	so	gdp	ob%	sf	sh	sb-att	po	a	e	fld%
2019	.200	6-0	5	0	1	0	0	0	0	1	.200	0	0	1	0	.200	0	0	0-0	1	0	0	1.000
TOTAL	.200	6-0	5	0	1	0	0	0	0	1	.200	0	0	1	0	.200	0	0	0-0	1	0	0	1.000

Roster



No.	Name	Pos.	Cl.	Ht.	B/T	Hometown/High School
2	Maddie Stone	IF	Jr.	4-11	R/R	Glen Allen, Va. / Glen Allen
4	Kaitlyn Deeter	OF	So.	5-7	S/R	Roanoke, Va. / Lord Botetourt
5	Candace Whittemore	P	Sr.	5-5	L/R	Montpelier, Va. / Patrick Henry
6	Taylor Sanderford	IF	Jr.	5-5	R/R	Mechanicsville, Va. / Atlee
7	Savannah Wood	IF	Sr.	5-6	R/R	Tappahannock, Va. / Essex
8	Sami Davidson	C	Jr.	5-8	R/R	Stafford, Va. / Brooke Point
9	Sarah Cimring	IF	Sr.	5-1	R/R	Chesapeake, Va. / Great Bridge
10	Brooklyne Carr	IF	Jr.	5-3	R/R	Windsor, Va. / Nansemond-Suffolk Academy
11	Kamryn Steinruck	OF	So.	5-3	R/R	Glen Allen, Va. / Glen Allen
12	Kellie Ferguson	P/IF	Fr.	5-4	R/R	Capron, Va. / Southampton Academy
13	Megan Smith	IF	So.	5-5	R/R	Lexington, Va. / Rockbridge County
14	Casey Abernethy	OF	Sr.	5-1	L/R	Prince George, Va. / Prince George
15	Isabella Brooks	OF	Fr.	5-2	R/R	Fredericksburg, Va. / Massaponax
16	Ali Celiberti	P/IF	So.	5-6	R/R	Powhatan, Va. / Powhatan
17	Mary Grace Amos	IF	So.	5-11	R/R	Farmville, Va. / Fuqua School
18	Sam Scifres	IF	Jr.	5-7	R/R	Midlothian, Va. / Clover Hill
20	Kerstin Roth	OF	Sr.	5-1	S/R	Yorktown, Va. / Grafton
21	Madie Rhoads	P	So.	5-9	R/R	Portsmouth, Va. / Nansemond River
22	Skylar Ackerson	OF	Fr.	5-4	R/R	Midlothian, Va. / James River
23	Shelby Hill	OF	Jr.	5-7	R/R	Mechanicsville, Va. / St. Margaret's
25	Brittany LaPrade	OF	Sr.	5-3	R/R	Quinton, Va. / New Kent
26	Hannah Stout	IF	Fr.	5-7	R/R	Northumberland, Va. / Northumberland

Head Coach: Kevin Proffitt

Assistant Coaches: Amanda Sopko, Dana Wood, Chip Bailey

Pronunciations

- 5 WHIT-uh-more
- 9 SIM-ring
- 16 cell-UHH-ber-tee (Not celebrity)
- 18 SY-frez
- 25 luh-PRAHH-ddd (long A followed by "d" sound only)